

| REVISIONS | | | | | |
|--------------------------------|-----|-------------|------|----------|---------|
| ZONE | LTW | DESCRIPTION | DATE | APPROVED | |
| SEE SHEET 1 FOR REVISIONS C TC | | | | 10-28-81 | A. ARON |

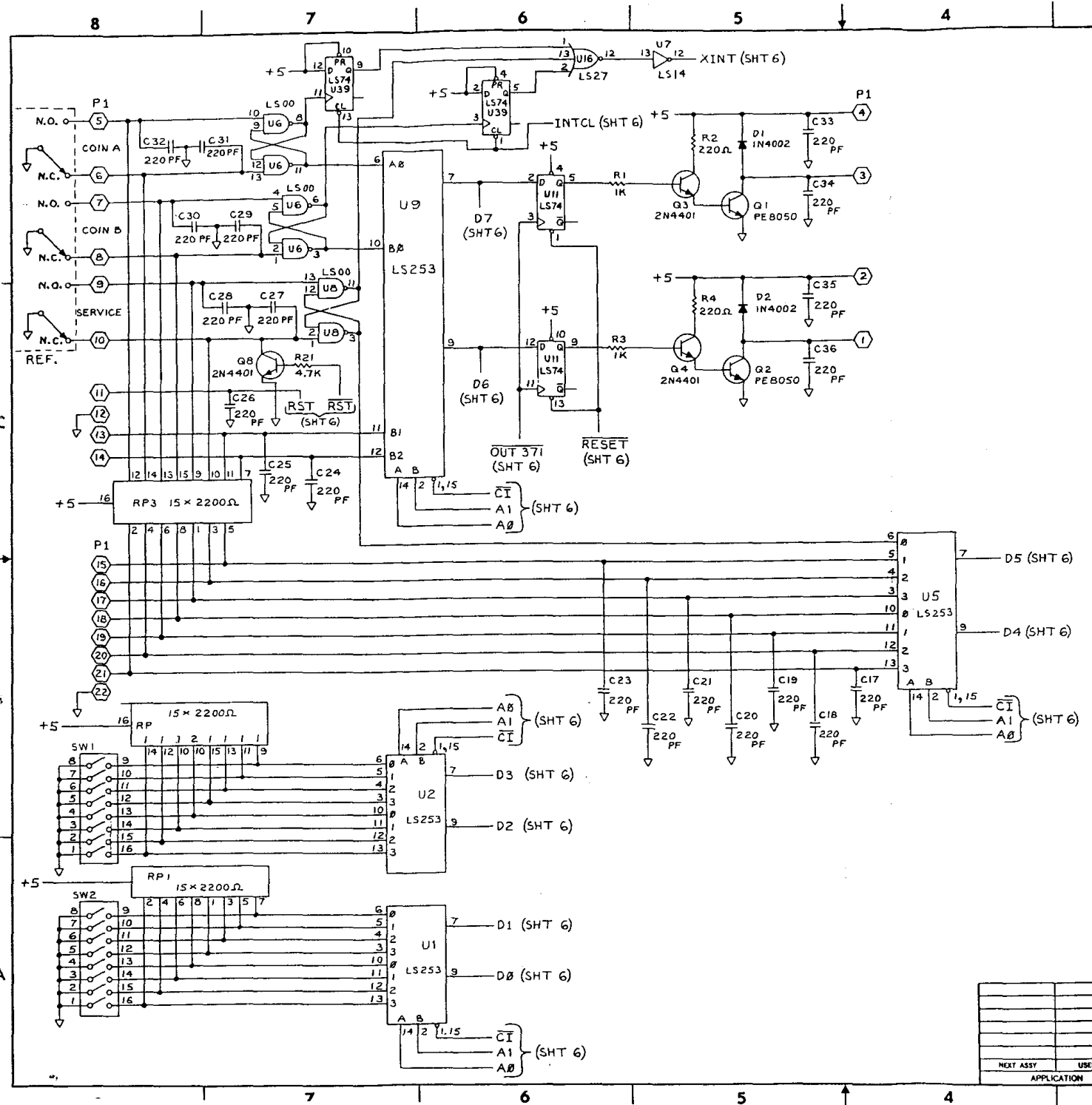
| QTY REQD | CODE IDENT | PART OR IDENTIFYING NO. | NOMENCLATURE OR DESCRIPTION |
|----------|------------|-------------------------|--|
| | | | PARTS LIST |
| | | | UNLESS OTHERWISE SPECIFIED DIMENSIONS ARE IN INCHES TOLERANCES ARE: FRACTIONS DECIMALS ANGLES ± .XX ± .XXX ± ° |
| | | | CONTRACT NO. |
| | | | APPROVALS |
| | | | DATE |
| | | | DRAWN |
| | | | CHECKED |
| | | | DATE |
| | | | SCALE |
| | | | DO NOT SCALE DRAWING |

Gremin Industries, Inc.
San Diego, California 92123

CPU Board

SIZE CODE IDENT NO. DRAWING NO. **800-0107**

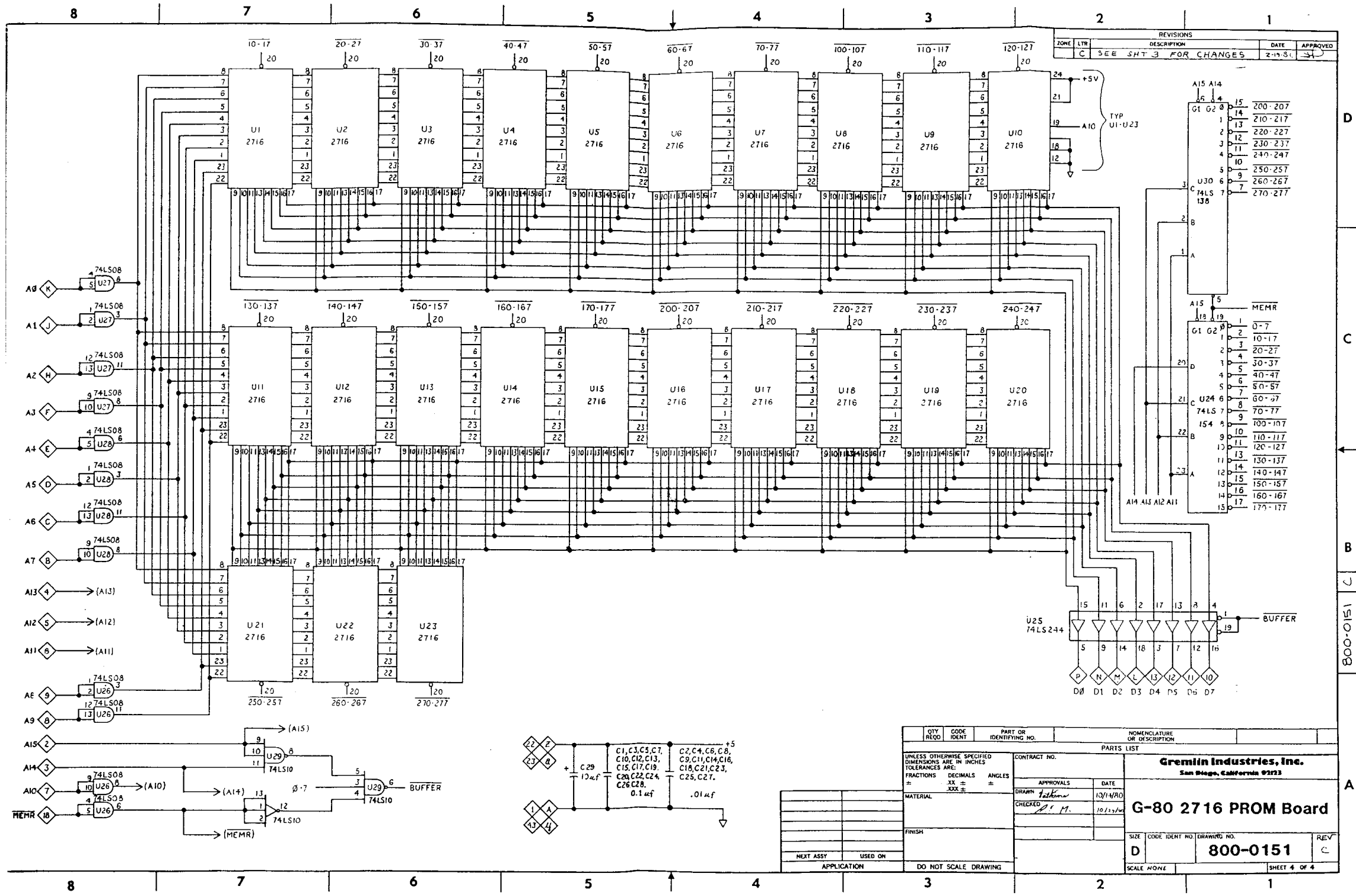
SCALE 1:10 N.E. SHEET 6 OF 7



| REVISIONS | | | | |
|-----------|-----|---------------|--------|---------------------|
| ZONE | LTR | DESCRIPTION | DATE | APPROVED |
| A | | RELEASED | CTC | 10-28-80 A. ARON |
| B | | ECN # 528 | CTC | 11-13-80 JEFFREY |
| C | | ECN # 669 | CTC | 2-14-71 R.H. |
| D | | ECN # 677A | CTC | 2-25-81 |
| E | | PER ECN # 978 | M.G.A. | 8-26-81 R. HOLLOWAY |

| | | | |
|---|------------------|----------------------------|--------------------------------|
| QTY REQD | CODE IDENT | PART OR IDENTIFYING NO. | NOMENCLATURE OR DESCRIPTION |
| PARTS LIST | | | |
| UNLESS OTHERWISE SPECIFIED DIMENSIONS ARE IN INCHES TOLERANCES ARE: | | CONTRACT NO. | |
| FRACTIONS = | DECIMALS XX ± | ANGLES ° | APPROVALS |
| DRAWN G. T. CATTELL | | DATE 10-23-80 | |
| CHECKED JEFFREY | | DATE 10-15-80 | |
| FINISH | | MATERIAL | |
| NEXT ASST APPLICATION | | USED ON | |
| DO NOT SCALE DRAWING | | | |
| Gremlin Industries, Inc. San Diego, California 92123 | | CPU Board | |
| SIZE | CODE IDENT NO. | DRAWING NO. | REV |
| D | | 800-0107 | E |
| SCALE NO/AVE | SHEET 7 OF 7 | | |

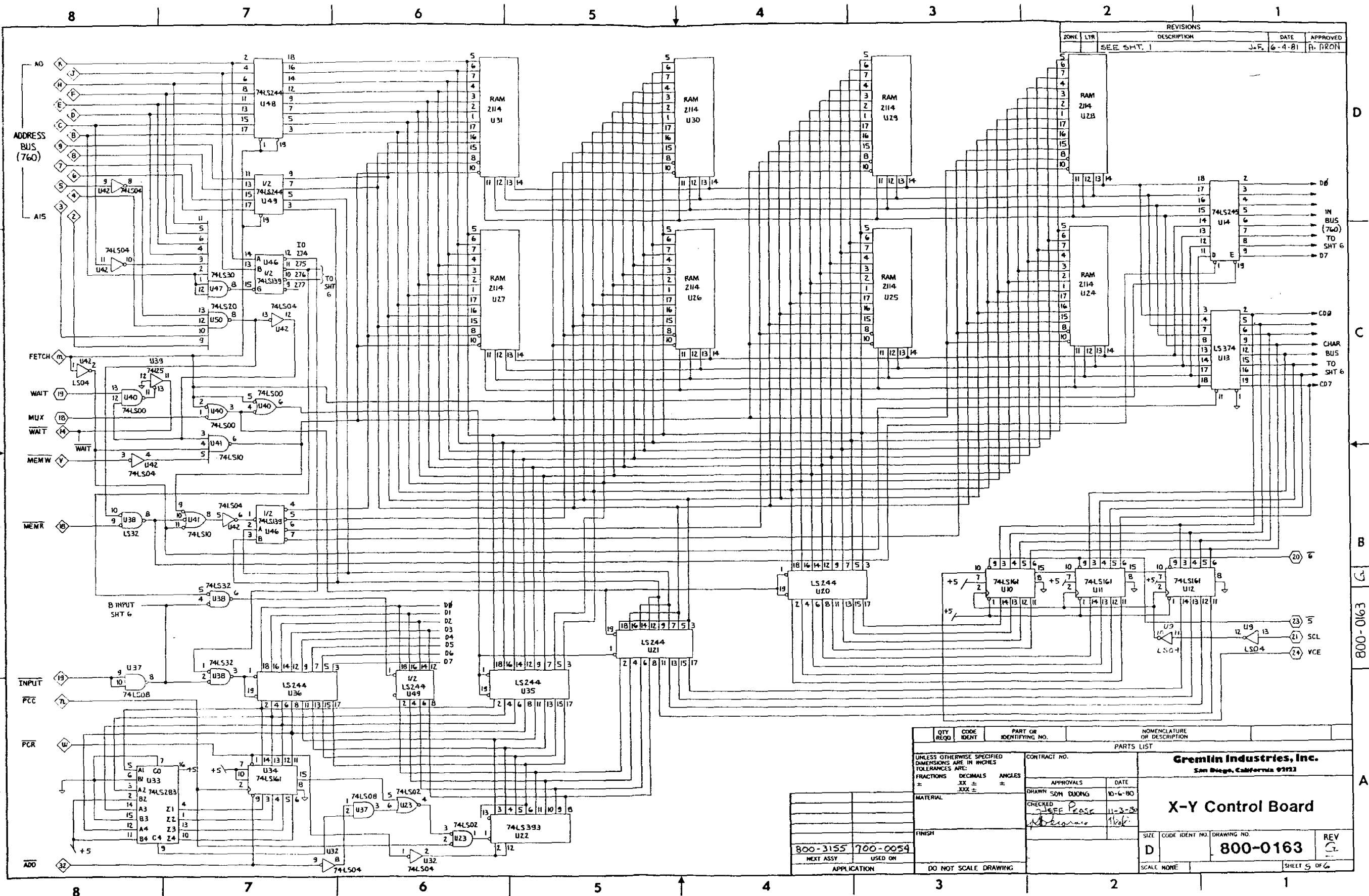
800-0107



| REVISIONS | | | | |
|-----------|-----|-----------------------|---------|----------|
| ZONE | LTR | DESCRIPTION | DATE | APPROVED |
| C | | SEE SHT 3 FOR CHANGES | 2-19-81 | |

| A15 A14 | | MEMR | |
|---------|----|------|---------|
| G1 | G2 | 1 | 0-7 |
| | | 2 | 10-17 |
| | | 3 | 20-27 |
| | | 4 | 30-37 |
| | | 5 | 40-47 |
| | | 6 | 50-57 |
| | | 7 | 60-67 |
| | | 8 | 70-77 |
| | | 9 | 80-87 |
| | | 10 | 90-97 |
| | | 11 | 100-107 |
| | | 12 | 110-117 |
| | | 13 | 120-127 |
| | | 14 | 130-137 |
| | | 15 | 140-147 |
| | | 16 | 150-157 |
| | | 17 | 160-167 |
| | | 18 | 170-177 |

| QTY | CODE | PART OR IDENTIFYING NO. | NOMENCLATURE OR DESCRIPTION |
|--|------|----------------------------|--|
| | | | PARTS LIST |
| UNLESS OTHERWISE SPECIFIED DIMENSIONS ARE IN INCHES TOLERANCES ARE: FRACTIONS DECIMALS ANGLES ± .XX ± .XXX ± | | | |
| MATERIAL | | CONTRACT NO. | Gremlin Industries, Inc. San Diego, California 92123 |
| FINISH | | APPROVALS | |
| NEXT ASSY | | CHECKED | DATE |
| APPLICATION | | SCALE | REV |
| DO NOT SCALE DRAWING | | SIZE | D |
| | | CODE IDENT NO. DRAWING NO. | 800-0151 |
| | | SCALE | NONE |
| | | SHEET 4 OF 4 | |



| REVISIONS | | | |
|------------|-----|-------------|--------|
| ZONE | LTR | DESCRIPTION | DATE |
| SEE SHT. 1 | | | 6-4-81 |

| DATE | APPROVED |
|--------|----------|
| 6-4-81 | A. IRON |

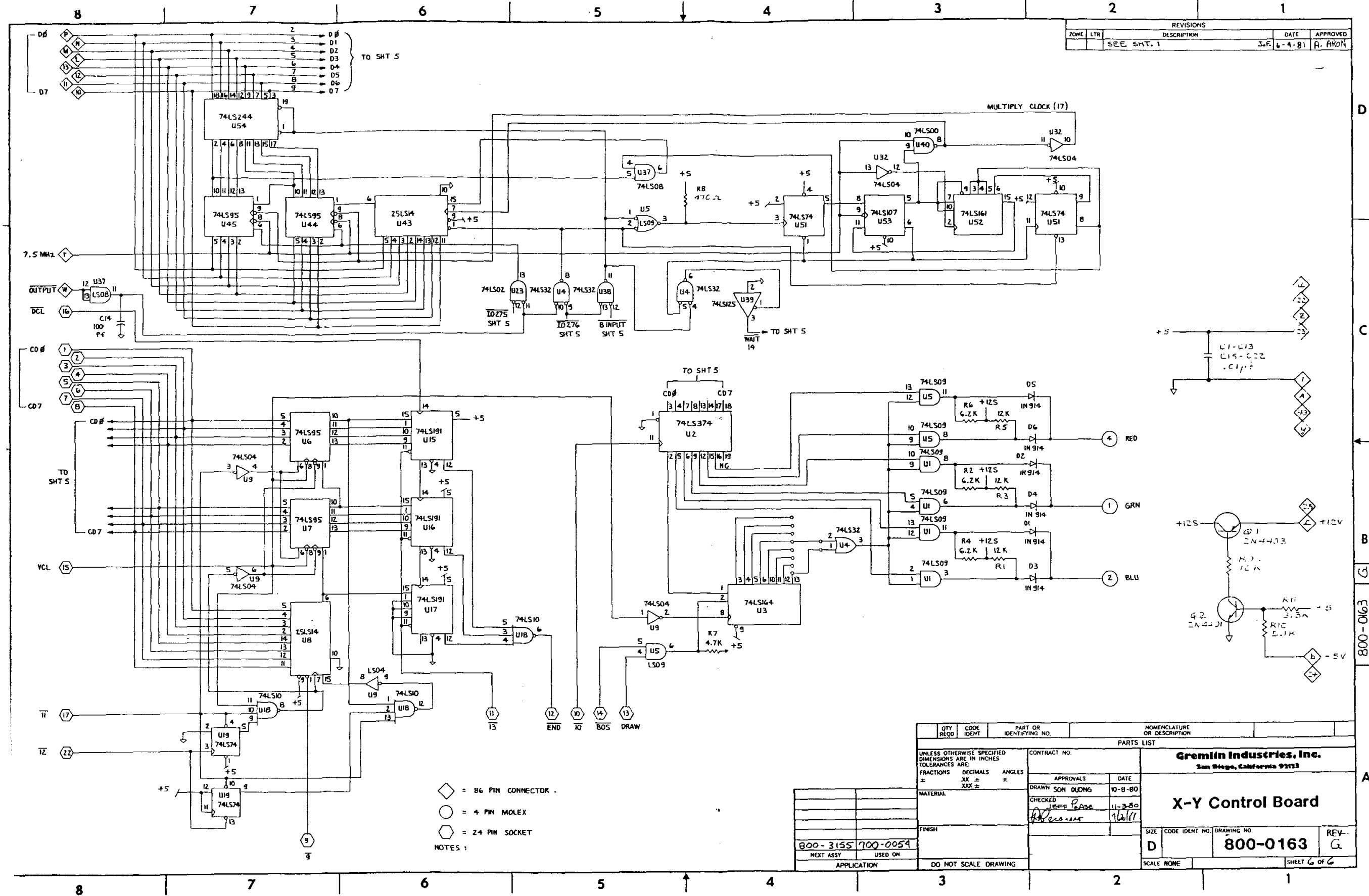
| QTY REQD | CODE IDENT | PART OR IDENTIFYING NO. | NOMENCLATURE OR DESCRIPTION |
|---|------------|----------------------------|-----------------------------|
| PARTS LIST | | | |
| UNLESS OTHERWISE SPECIFIED DIMENSIONS ARE IN INCHES TOLERANCES ARE: FRACTIONS .XX ± ANGLES .XXX ± | | | |
| MATERIAL | | CONTRACT NO. | |
| FINISH | | APPROVALS | |
| NEXT ASSY USED ON | | DATE | |
| APPLICATION | | DRAWN SON DUONG 10-6-80 | |
| DO NOT SCALE DRAWING | | CHECKED JEFF PRASE 11-2-80 | |
| SCALE NONE | | DATE | |
| SHEET 5 OF 6 | | REV | |

Gremlin Industries, Inc.
San Diego, California 92123

X-Y Control Board

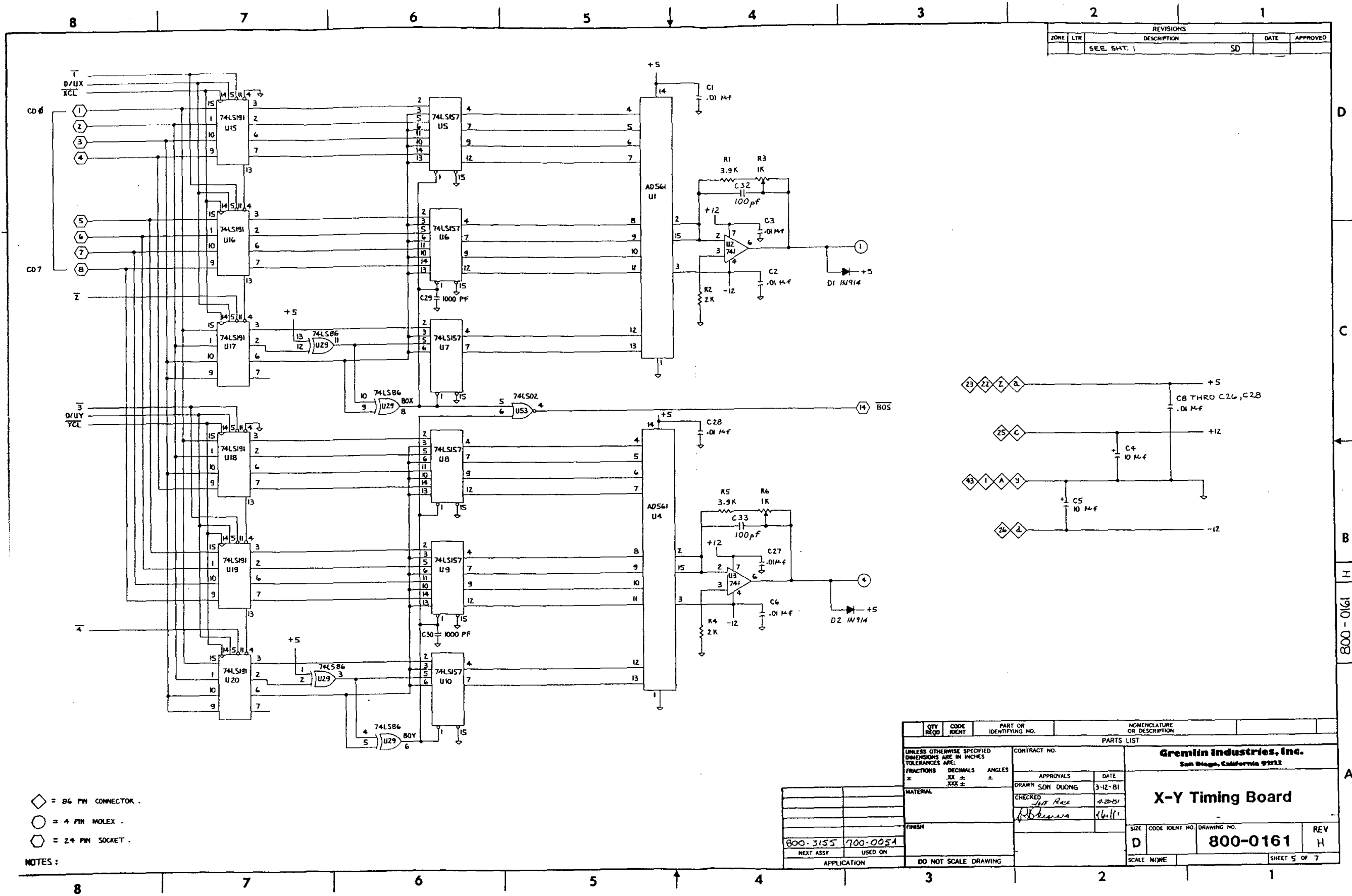
SIZE CODE IDENT NO. DRAWING NO.
800-0163

| REVISIONS | | | | |
|-----------|-----|-------------|-------------|----------|
| ZONE | LTR | DESCRIPTION | DATE | APPROVED |
| | | SEE SHT. 1 | J.F. 6-4-81 | A. ARON |



- ◆ = 8 PIN CONNECTOR
 ○ = 4 PIN MOLEX
 ⬡ = 24 PIN SOCKET
 NOTES:

| QTY REQD | CODE IDENT | PART OR IDENTIFYING NO. | NOMENCLATURE OR DESCRIPTION |
|--|------------|--|--|
| PARTS LIST | | | |
| UNLESS OTHERWISE SPECIFIED DIMENSIONS ARE IN INCHES TOLERANCES ARE: FRACTIONS DECIMALS ANGLES ± .XX ± .XXX ± ° | | | |
| MATERIAL | | CONTRACT NO. | Gremiin Industries, Inc. San Diego, California 92113 |
| FINISH | | APPROVALS | |
| NEXT ASSY USED ON | | CHECKED | DATE |
| APPLICATION | | DRAWN SON DUONG 10-8-80 CHECKED JEFF PAGE 11-3-80 APPROVED [Signature] 1/20/81 | X-Y Control Board SIZE CODE IDENT NO. DRAWING NO. REV. D 800-0163 G |
| DO NOT SCALE DRAWING | | SCALE NONE | SHEET 6 OF 6 |

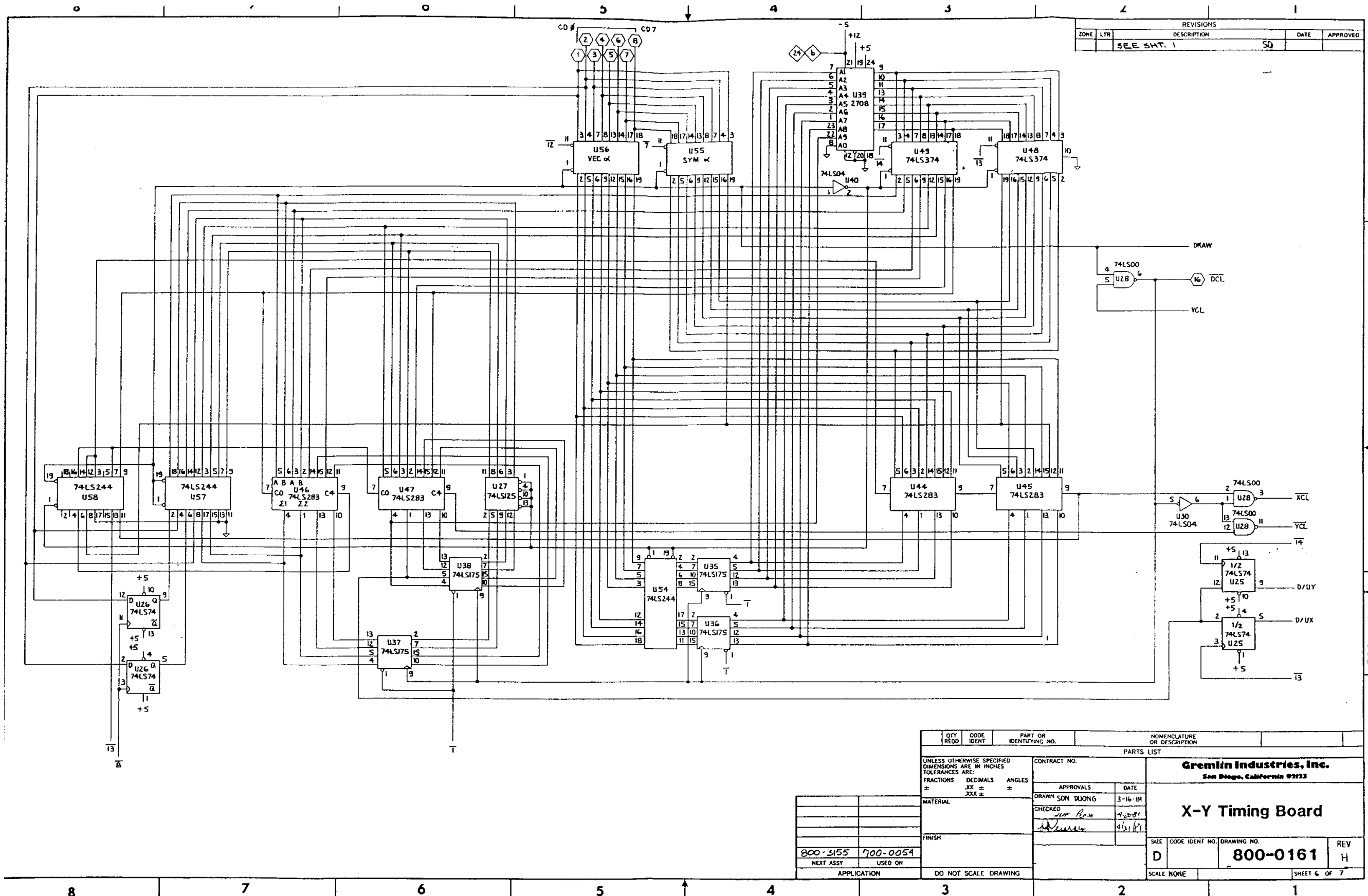


| REVISIONS | | | | |
|-----------|-----|---------------|------|----------|
| ZONE | LTR | DESCRIPTION | DATE | APPROVED |
| | | S.E.E. SHT. 1 | | SD |

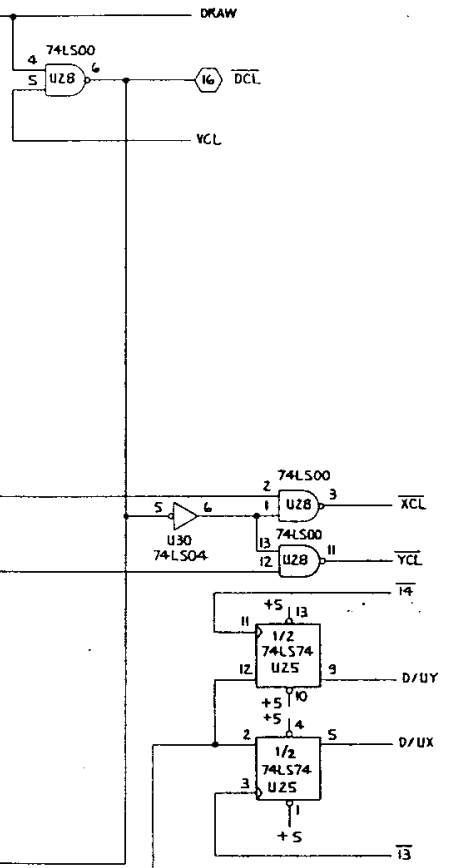
- NOTES:
- ◇ = 84 PIN CONNECTOR .
 - = 4 PIN MOLEX .
 - ⬡ = 24 PIN SOCKET .

| QTY | CODE | PART OR IDENTIFYING NO. | NOMENCLATURE OR DESCRIPTION |
|---|------|---|-----------------------------|
| | | | PARTS LIST |
| UNLESS OTHERWISE SPECIFIED DIMENSIONS ARE IN INCHES TOLERANCES ARE: FRACTIONS DECIMALS ANGLES ± .XX ± ± ± | | | |
| CONTRACT NO. | | Gremlin Industries, Inc. San Diego, California 92122 | |
| APPROVALS | | DATE | |
| DRAWN SON DUONG | | 3-12-81 | |
| CHECKED | | DATE | |
| A. B. RAY | | 4-20-81 | |
| FINISH | | DATE | |
| A. B. RAY | | 4/6/81 | |
| MATERIAL | | SIZE CODE IDENT NO. DRAWING NO. | |
| 800-3155 700-0054 | | D 800-0161 REV H | |
| NEXT ASSY USED ON | | SCALE NONE SHEET 5 OF 7 | |
| APPLICATION | | DO NOT SCALE DRAWING | |

800-0161 H B C D



| REVISIONS | | | |
|-----------|-----|-------------|------|
| ZONE | LTR | DESCRIPTION | DATE |
| | | SEE SHT. 1 | SD |



| QTY REQD | CODE IDENT | PART OR IDENTIFYING NO. | NOMENCLATURE OR DESCRIPTION |
|---|------------|---------------------------------|-----------------------------|
| PARTS LIST | | | |
| UNLESS OTHERWISE SPECIFIED DIMENSIONS ARE IN INCHES TOLERANCES ARE: | | CONTRACT NO. | |
| FRACTIONS | DECIMALS | ANGLES | |
| ± | .XX ± | ± | |
| | .XXX ± | | |
| MATERIAL | | APPROVALS | |
| | | DRAWN SDN DLONG | |
| | | DATE 3-16-81 | |
| | | CHECKED <i>for Rex</i> | |
| | | DATE 4/28/81 | |
| FINISH | | SIZE CODE IDENT NO. DRAWING NO. | |
| | | D 800-0161 | |
| APPLICATION | | SCALE NONE | |
| DO NOT SCALE DRAWING | | SHEET 6 OF 7 | |

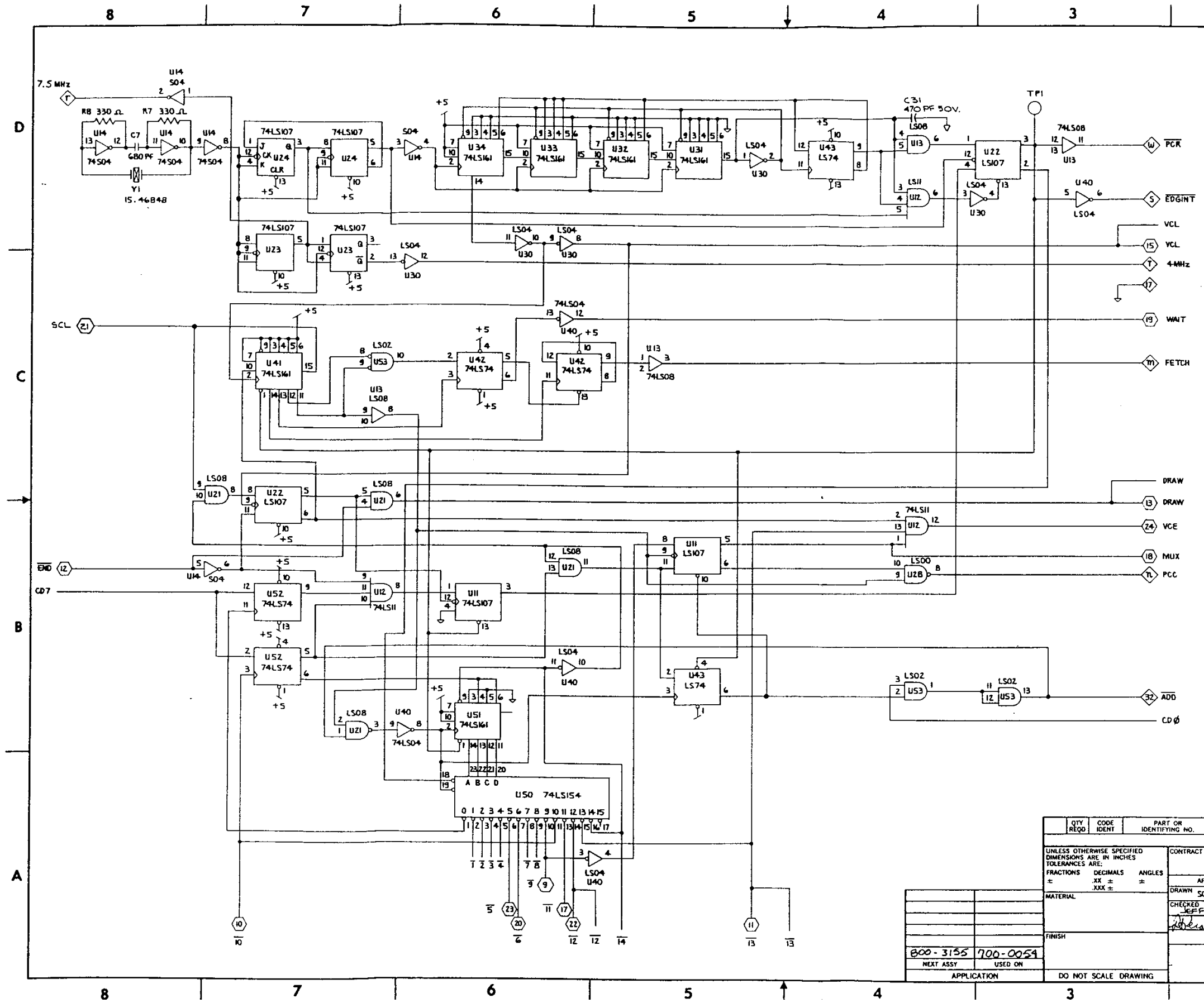
Gremlin Industries, Inc.
San Diego, California 92123

X-Y Timing Board

800-3155 700-0054
NEXT ASSY USED ON

D
C
B
H
A
800-0161

| REVISIONS | | | | |
|-----------|-----|-------------|------|----------|
| ZONE | LTR | DESCRIPTION | DATE | APPROVED |
| | | SEE SHT. 1 | SD | |



| QTY REQD | CODE IDENT | PART OR IDENTIFYING NO. | NOMENCLATURE OR DESCRIPTION |
|---|------------|----------------------------|-----------------------------|
| PARTS LIST | | | |
| UNLESS OTHERWISE SPECIFIED DIMENSIONS ARE IN INCHES TOLERANCES ARE: | | CONTRACT NO. | |
| FRACTIONS | DECIMALS | ANGLES | APPROVALS |
| ± | ± | ± | DATE |
| MATERIAL | | DRAWN SON DUONG 10-14-80 | |
| FINISH | | CHECKED JEFF PEASE 11-6-80 | |
| NEXT ASSY USED ON | | DATE 1/20/81 | |
| APPLICATION | | DO NOT SCALE DRAWING | |
| SIZE | | CODE IDENT NO. | DRAWING NO. |
| D | | 800-0161 | REV H |
| SCALE NONE | | SHEET 7 OF 7 | |

A

B

C

D

8

7

6

5

4

3

2

1

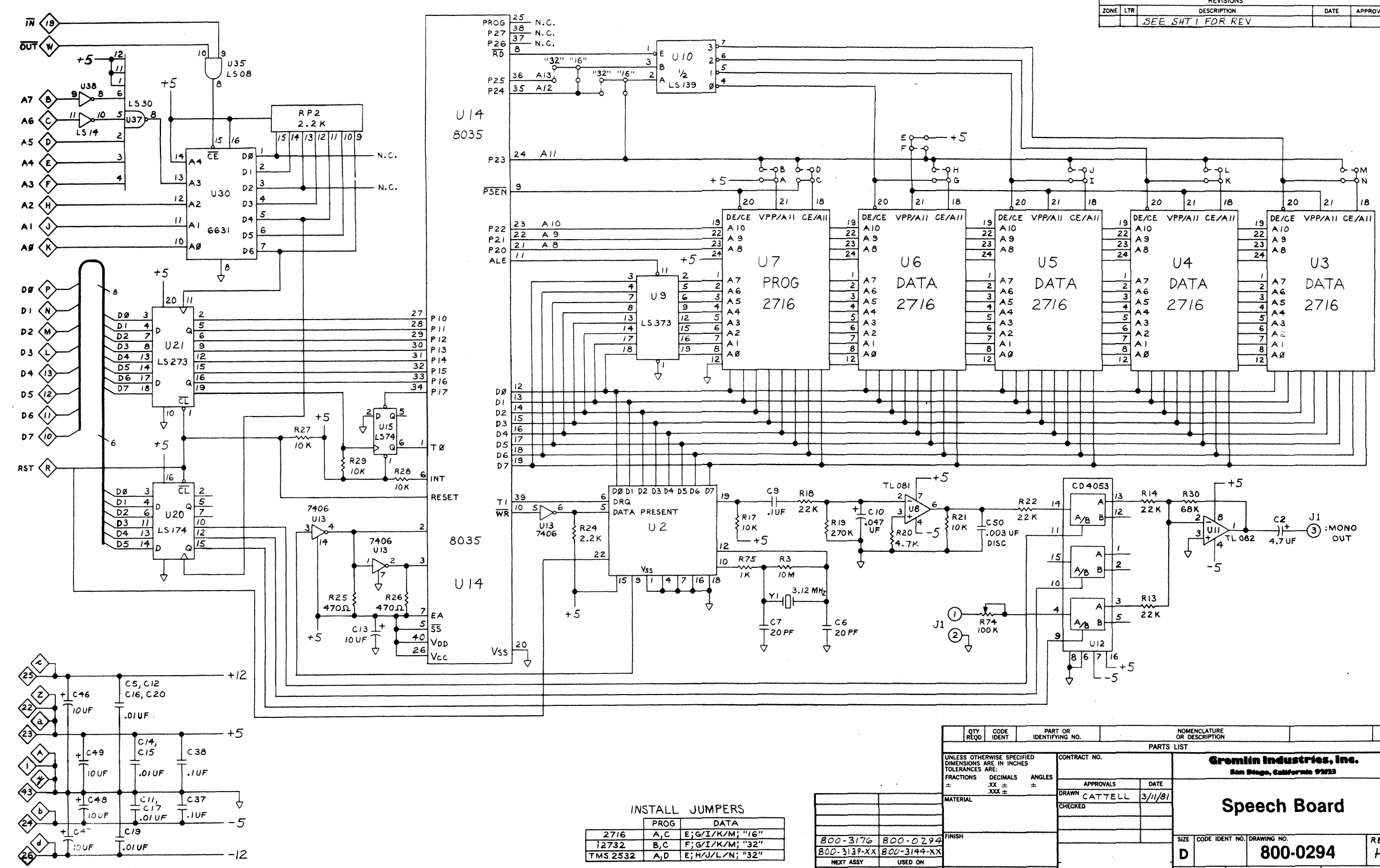
Gremlin Industries, Inc.
San Diego, California 92123

X-Y Timing Board

800-0161

SHEET 7 OF 7

| REVISIONS | | | | |
|-----------|-----|-------------------|------|----------|
| ZONE | LTR | DESCRIPTION | DATE | APPROVED |
| | | SEE SHT 1 FOR REV | | |



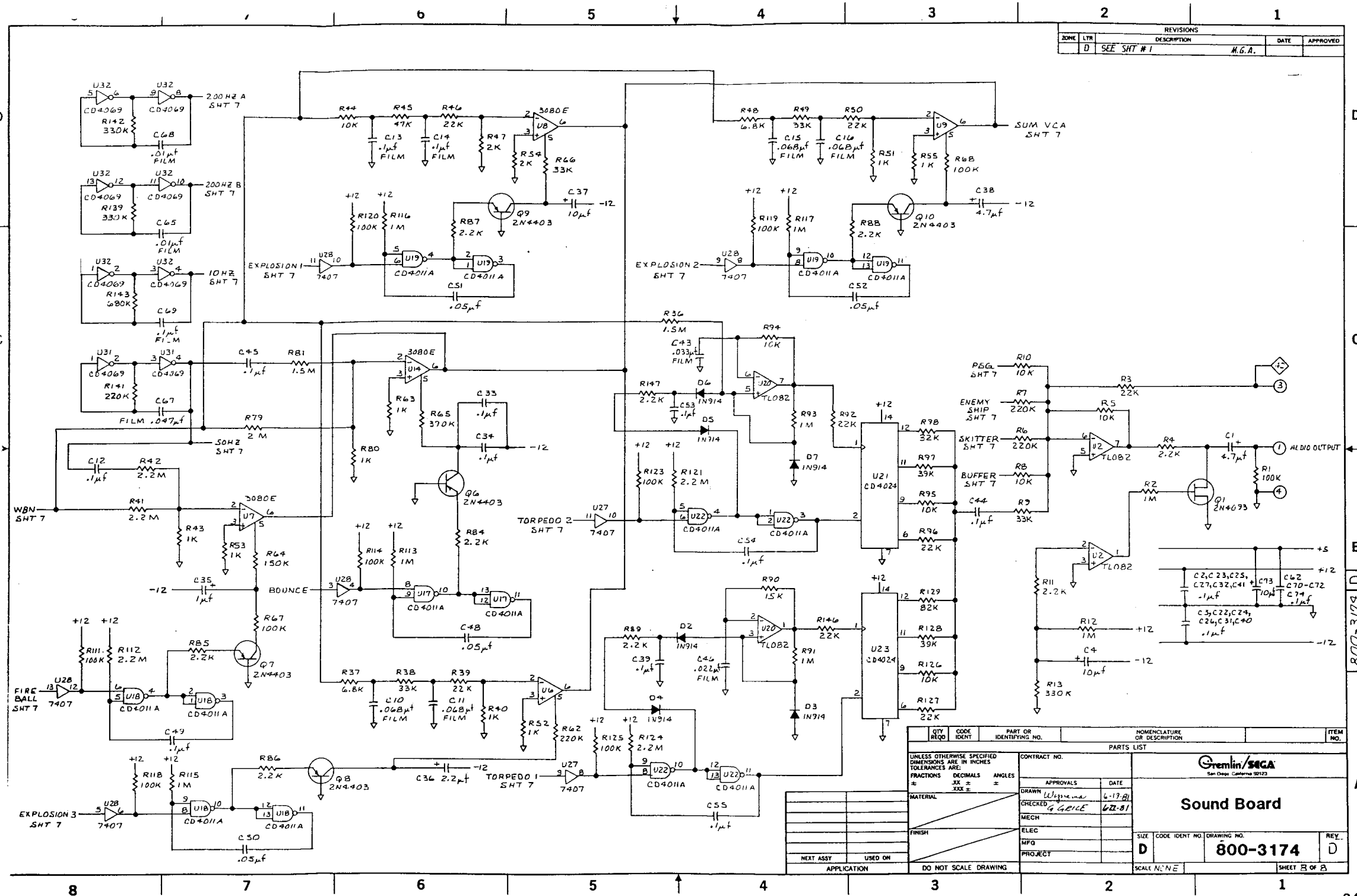
INSTALL JUMPERS

| | PROG | DATA |
|----------|------|-----------------|
| 2716 | A,C | E;G/I/K/M; "16" |
| 12732 | B,C | F;G/I/K/M; "32" |
| TMS 2532 | A,D | E;H/J/L/N; "32" |

| QTY REQD | CODE IDENT | PART OR IDENTIFYING NO. | NOMENCLATURE OR DESCRIPTION |
|---|------------|-------------------------|-----------------------------|
| PARTS LIST | | | |
| UNLESS OTHERWISE SPECIFIED DIMENSIONS ARE IN INCHES TOLERANCES ARE: | | | |
| FRACTIONS | DECIMALS | ANGLES | |
| ± | XX ± | ± | |
| MATERIAL | | | |
| FINISH | | | |
| NEXT ASSY USED ON | | | |
| APPLICATION DO NOT SCALE DRAWING | | | |

| | | | |
|--------------|----------------|---|-----|
| CONTRACT NO. | | Gromlin Industries, Inc. San Diego, California 92123 | |
| APPROVALS | DATE | 3/11/81 | |
| DRAWN | CATTELL | 3/11/81 | |
| CHECKED | | | |
| SIZE | CODE IDENT NO. | DRAWING NO. | REV |
| D | | 800-0294 | H |
| SCALE | NONE | SHEET 5 OF 5 | |

800-008 H



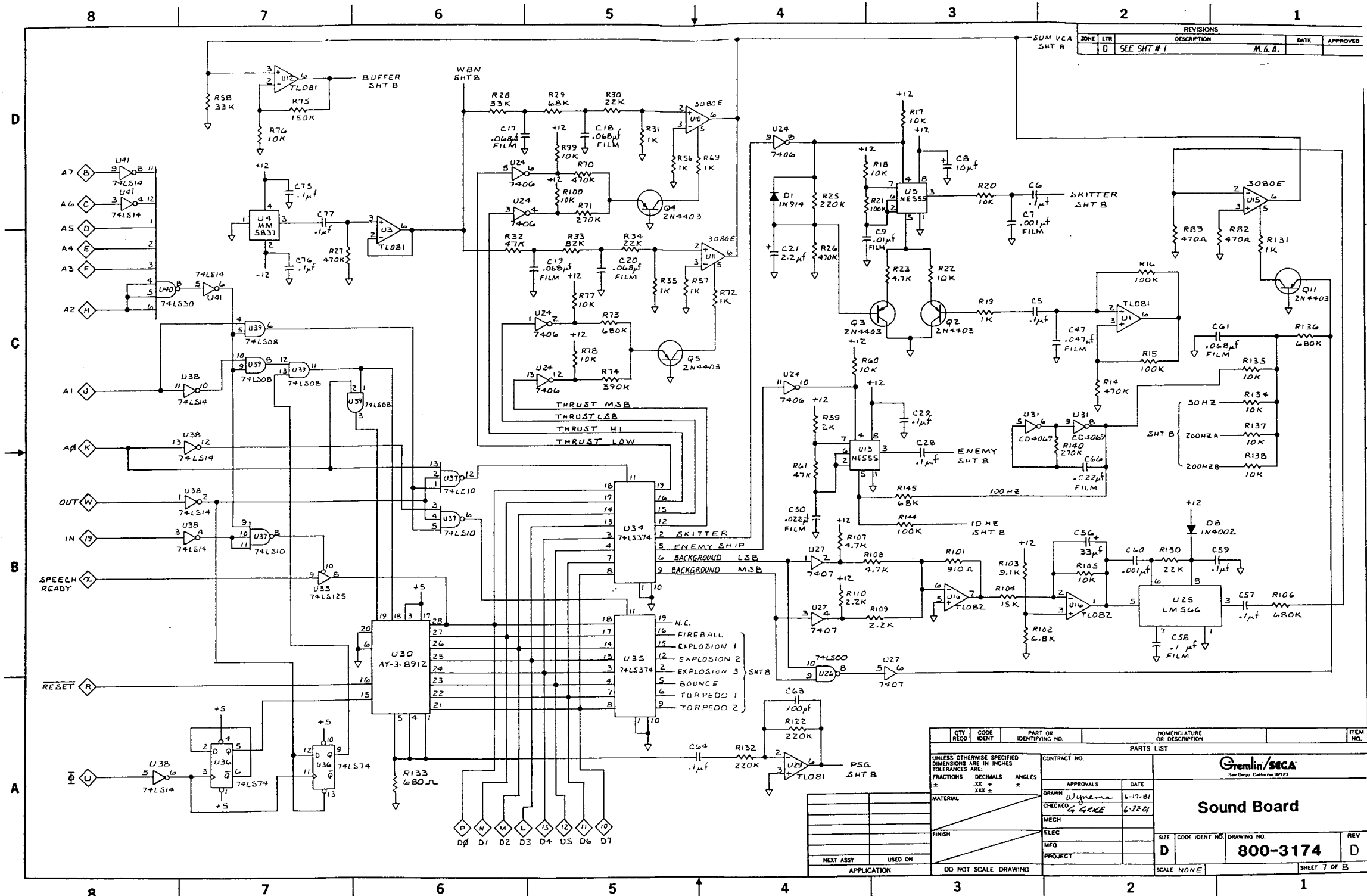
| REVISIONS | | | | |
|-----------|-----|-------------|--------|----------|
| ZONE | LTR | DESCRIPTION | DATE | APPROVED |
| D | | SEE SHT #1 | M.G.A. | |

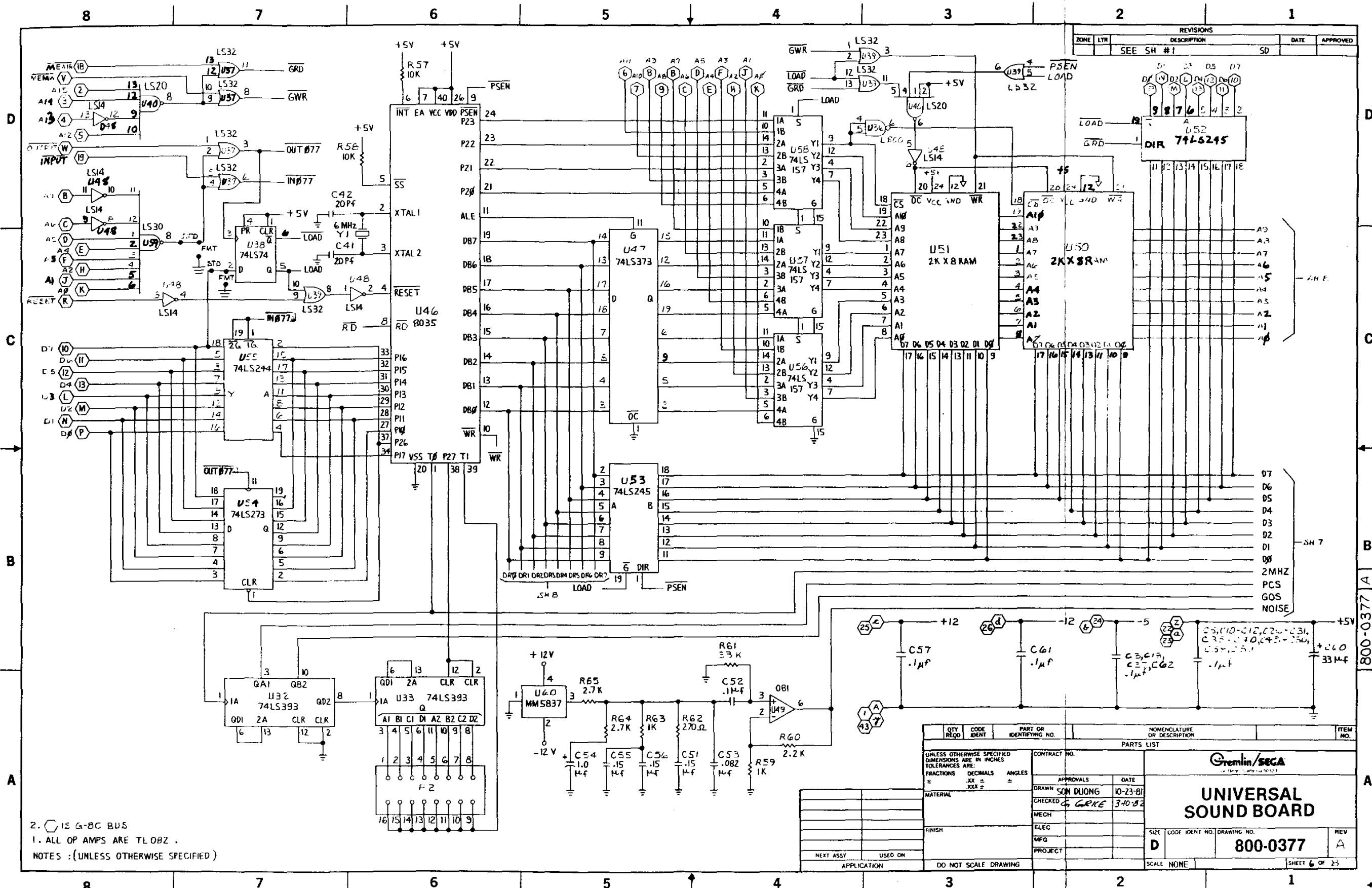
| QTY | CODE | PART OR IDENTIFYING NO. | NOMENCLATURE OR DESCRIPTION | ITEM NO. |
|-----|------|-------------------------|-----------------------------|----------|
| | | | | |
| | | | | |
| | | | | |
| | | | | |
| | | | | |
| | | | | |
| | | | | |
| | | | | |
| | | | | |

| | |
|--|------|
| UNLESS OTHERWISE SPECIFIED DIMENSIONS ARE IN INCHES TOLERANCES ARE: FRACTIONS .XX ± .01 DECIMALS .XXX ± .005 ANGLES ± .1° | |
| CONTRACT NO. | |
| APPROVALS | |
| DRAWN | DATE |
| CHECKED | DATE |
| MECH | |
| ELEC | |
| MFG | |
| PROJECT | |

| | |
|--------------------------------|----------------------------|
| San Diego California 92123 | |
| <h3>Sound Board</h3> | |
| SIZE | CODE IDENT NO. DRAWING NO. |
| D | 800-3174 |
| SCALE | SHEET B OF B |

800-3174





| ZONE | LTR | DESCRIPTION | DATE | APPROVED |
|------|-----|-------------|------|----------|
| | | SEE SH #1 | SD | |

| QTY REQD | CODE IDENT | PART OR IDENTIFYING NO. | NOMENCLATURE OR DESCRIPTION | ITEM NO. |
|----------|------------|-------------------------|-----------------------------|----------|
| | | | | |

| PARTS LIST | | CONTRACT NO. | | DATE | |
|------------|--|--------------|--|------|--|
| | | | | | |

| APPROVALS | DATE |
|-----------|------|
| | |

| DRAWN | DATE |
|-----------|----------|
| SON DUONG | 10-23-81 |

| CHECKED | DATE |
|----------|---------|
| G. GRINE | 3-10-82 |

| MATERIAL | FINISH | ELEC | MFG | PROJECT |
|----------|--------|------|-----|---------|
| | | | | |

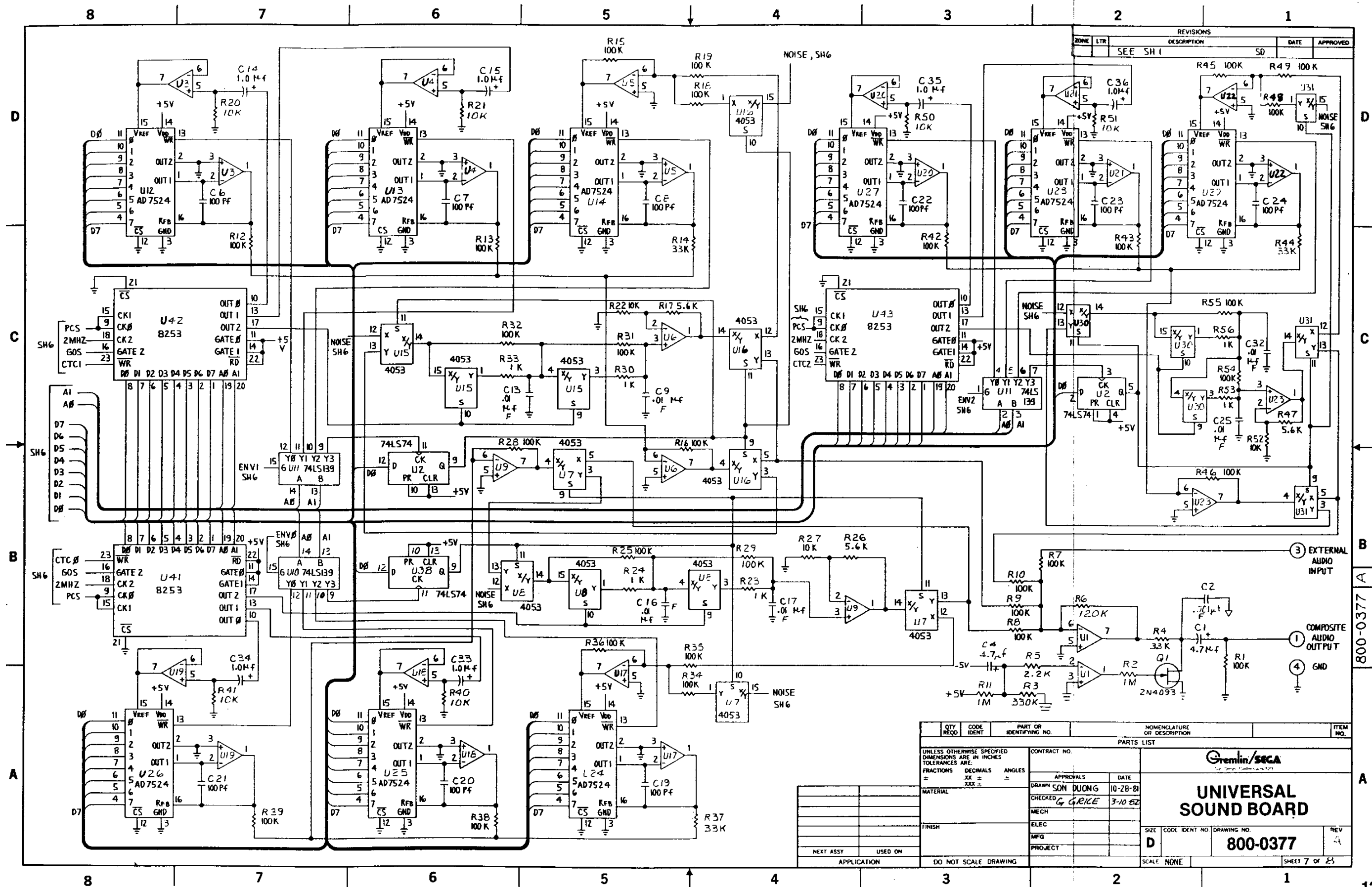
| SIZE | CODE IDENT NO. | DRAWING NO. | REV |
|------|----------------|-------------|-----|
| D | | 800-0377 | A |

| SCALE | SHEET | TOTAL SHEETS |
|-------|-------|--------------|
| NONE | 6 | 25 |

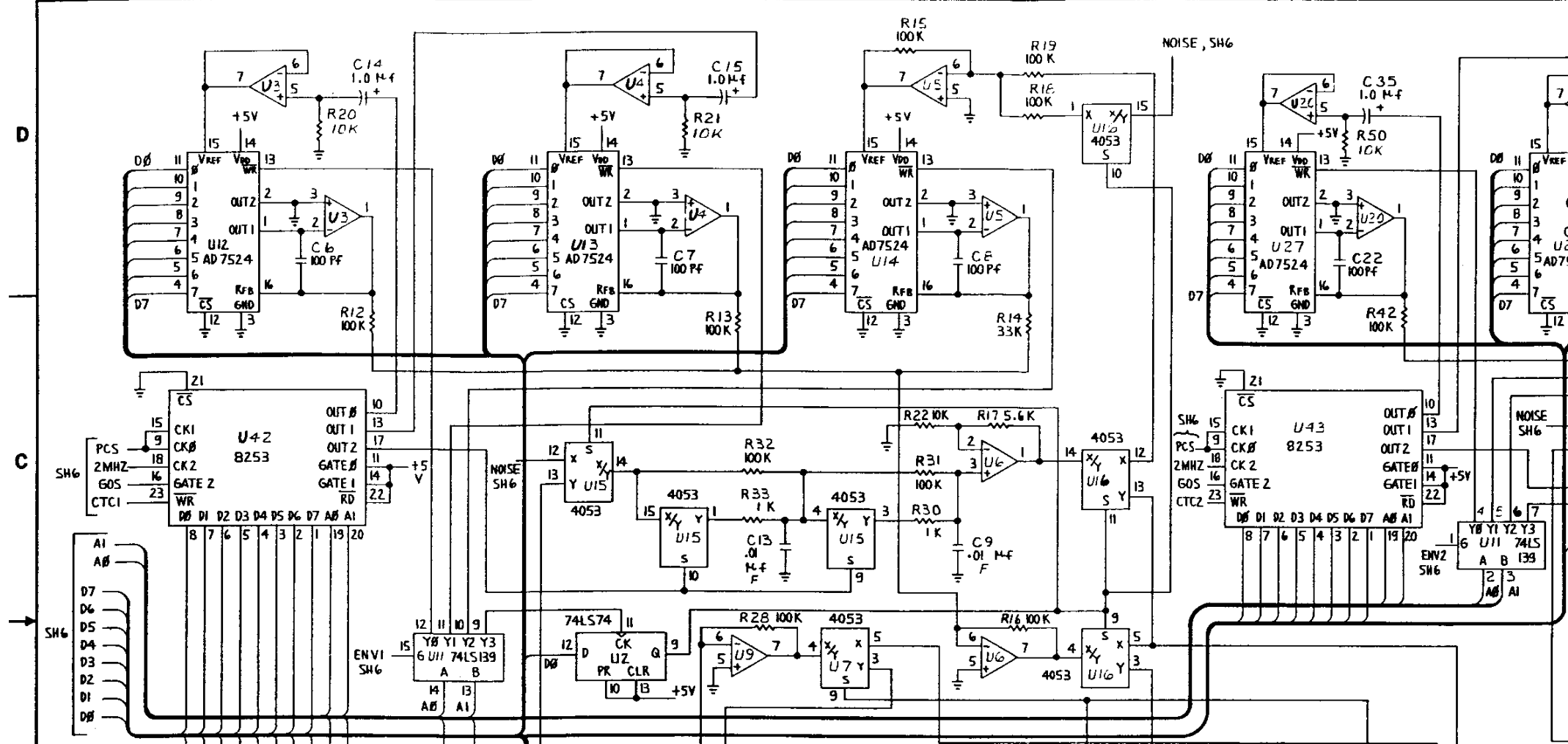
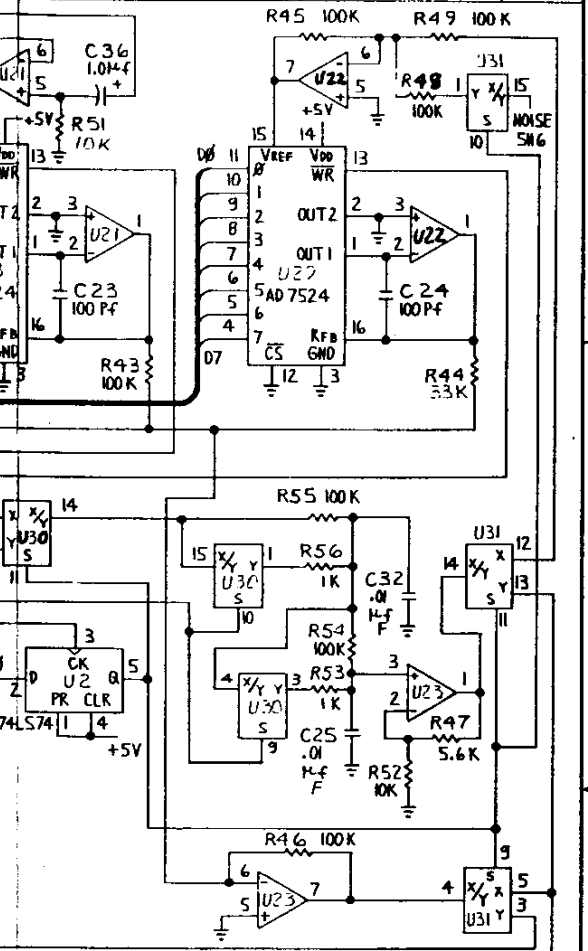
2. \square IS G-BC BUS
 1. ALL OP AMPS ARE TLOBZ.
 NOTES: (UNLESS OTHERWISE SPECIFIED)

800-0377 A

404



| ZONE | LTR | DESCRIPTION | DATE | APPROVED |
|------|-----|-------------|------|----------|
| | | SEE SH 1 | | |

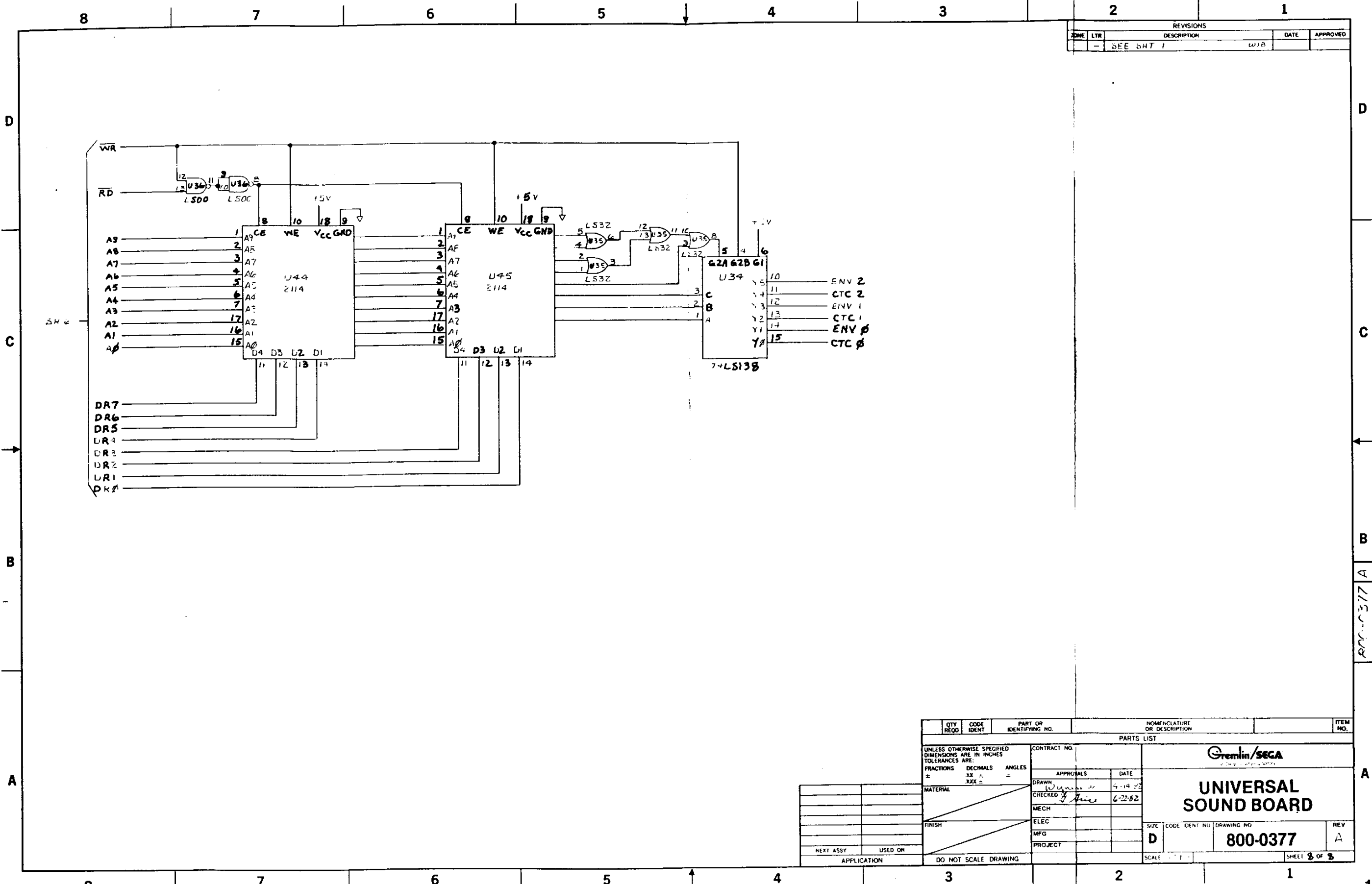


| QTY | CODE | PART OR IDENTIFYING NO. | NOMENCLATURE OR DESCRIPTION | ITEM NO. |
|-----|------|-------------------------|-----------------------------|----------|
| | | | | |

| PARTS LIST | | CONTRACT NO. | |
|---|----------|------------------|----------|
| UNLESS OTHERWISE SPECIFIED DIMENSIONS ARE IN INCHES TOLERANCES ARE: | | | |
| FRACTIONS | DECIMALS | ANGLES | |
| ± | ± | ± | |
| ± | ± | ± | |
| MATERIAL | | APPROVALS | DATE |
| | | DRAWN SON DUONG | 10-28-81 |
| | | CHECKED G. GRICE | 3-10-82 |
| | | MECH | |
| | | ELEC | |
| | | MFG | |
| | | PROJECT | |

| | |
|------------------------------|---------------------------|
| GREMLIN/SEGA | |
| UNIVERSAL SOUND BOARD | |
| SIZE | CODE IDENT NO DRAWING NO. |
| D | 800-0377 |
| SCALE | NONE |
| SHEET 7 OF 25 | |

800-0377



| REVISIONS | | | |
|-----------|-----|-------------|------|
| ZONE | LTR | DESCRIPTION | DATE |
| - | - | SEE SHT 1 | WJB |

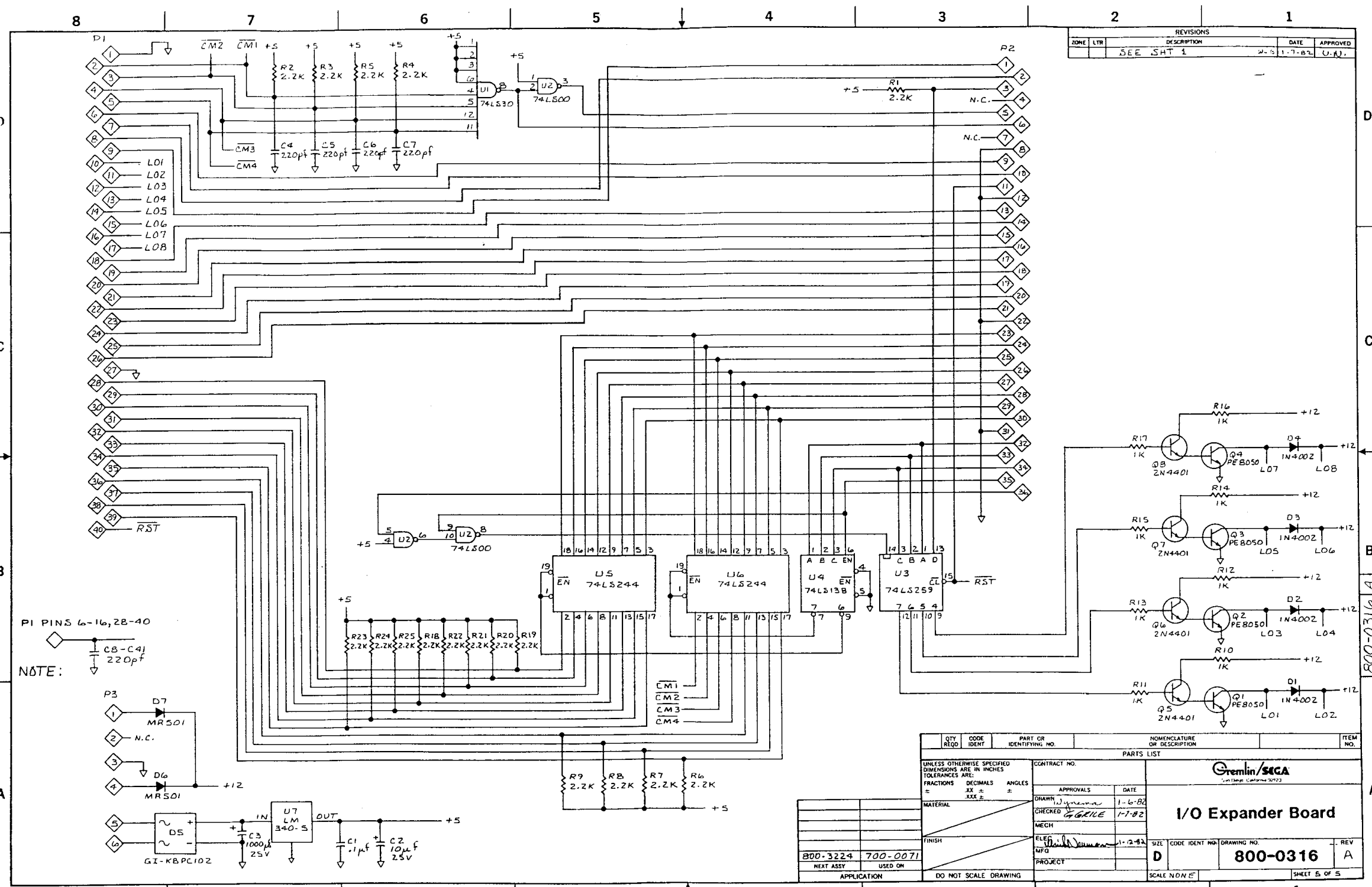
| QTY REQD | CODE IDENT | PART OR IDENTIFYING NO. | NOMENCLATURE OR DESCRIPTION | ITEM NO. |
|---|------------|-------------------------|-----------------------------|----------|
| PARTS LIST | | | | |
| UNLESS OTHERWISE SPECIFIED DIMENSIONS ARE IN INCHES TOLERANCES ARE: | | CONTRACT NO. | | |
| FRACTIONS | DECIMALS | ANGLES | APPROVALS | DATE |
| ± | XX ± | ± | <i>[Signature]</i> | 6-22-82 |
| ± | XXX ± | | MECH | |
| MATERIAL | | ELEC | | |
| FINISH | | MFG | | |
| NEXT ASSY | | PROJECT | | |
| USED ON | | SCALE | | |
| APPLICATION | | DO NOT SCALE DRAWING | | |

Gremlin/SEGA
UNIVERSAL SOUND BOARD

SIZE: D CODE IDENT NO: 800-0377 DRAWING NO: A REV: A

SHEET 8 OF 8

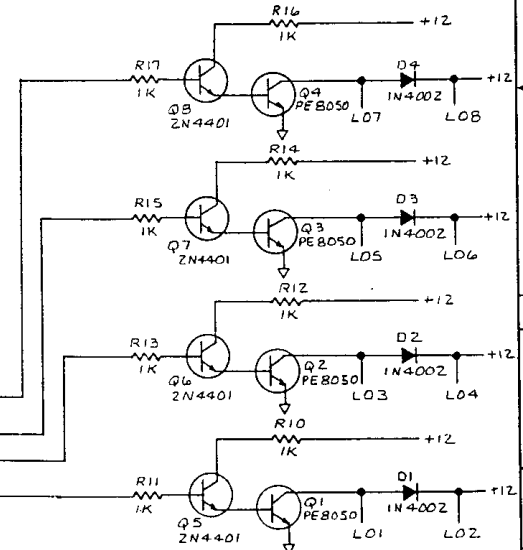
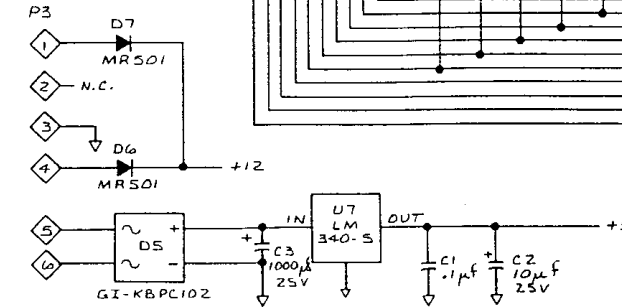
REV. C-377 A



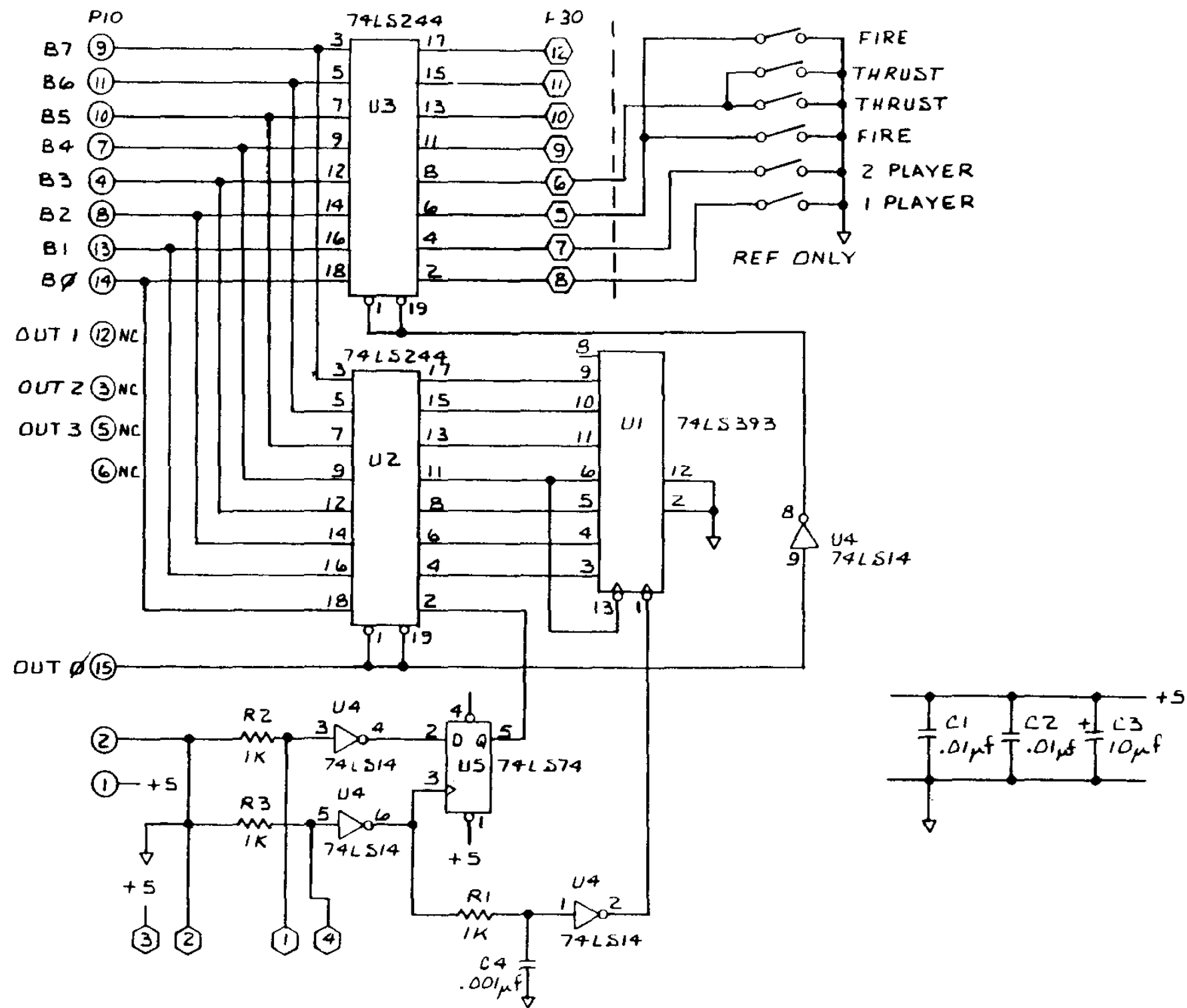
| REVISIONS | | | |
|-----------|-----|-------------|--------|
| ZONE | LTR | DESCRIPTION | DATE |
| | | SEE SHT 1 | 1-7-82 |
| | | | U.A. |

| QTY | CODE | PART OR IDENTIFYING NO. | NOMENCLATURE OR DESCRIPTION | ITEM NO. |
|---|------|-------------------------|-----------------------------|----------|
| | | | PARTS LIST | |
| UNLESS OTHERWISE SPECIFIED DIMENSIONS ARE IN INCHES TOLERANCES ARE: FRACTIONS DECIMALS ANGLES | | | | |
| MATERIAL | | | | |
| FINISH | | | | |
| CONTRACT NO. | | | | |
| APPROVALS | | DATE | | |
| DRAWN <i>J. J. ...</i> | | 1-6-82 | | |
| CHECKED <i>G. GRICE</i> | | 1-7-82 | | |
| MECH | | | | |
| ELEC <i>J. J. ...</i> | | 1-12-82 | | |
| MFG | | | | |
| PROJECT | | | | |
| 800-3224 700-0071 | | DRAWING NO. 800-0316 | | |
| NEXT ASSY USED ON | | SCALE N/D/N/E | | |
| APPLICATION | | DO NOT SCALE DRAWING | | |
| | | SHEET 5 OF 5 | | |

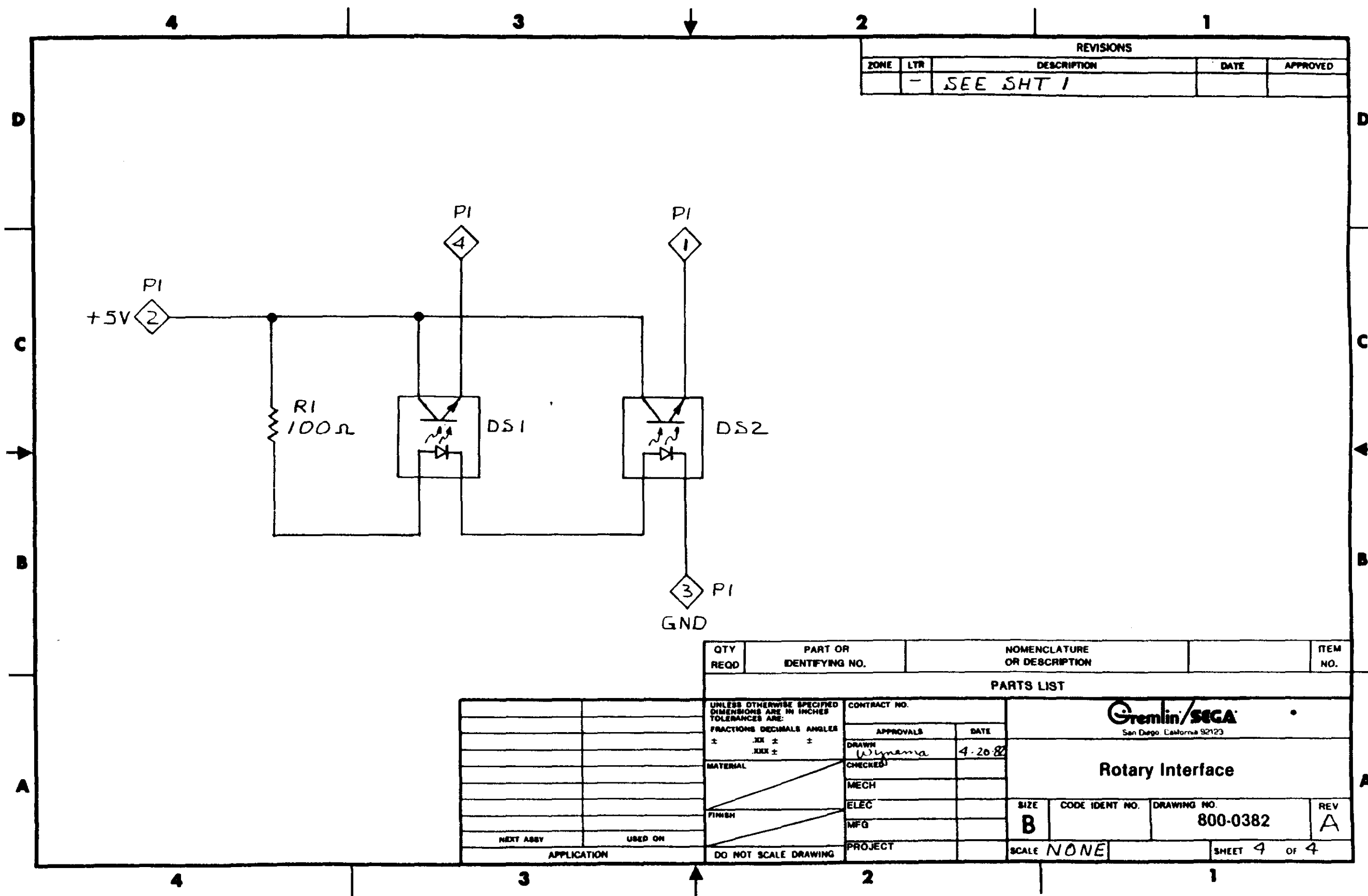
NOTE:
PI PINS 6-16, 28-40
C3-C4
220pf



800-0316 A



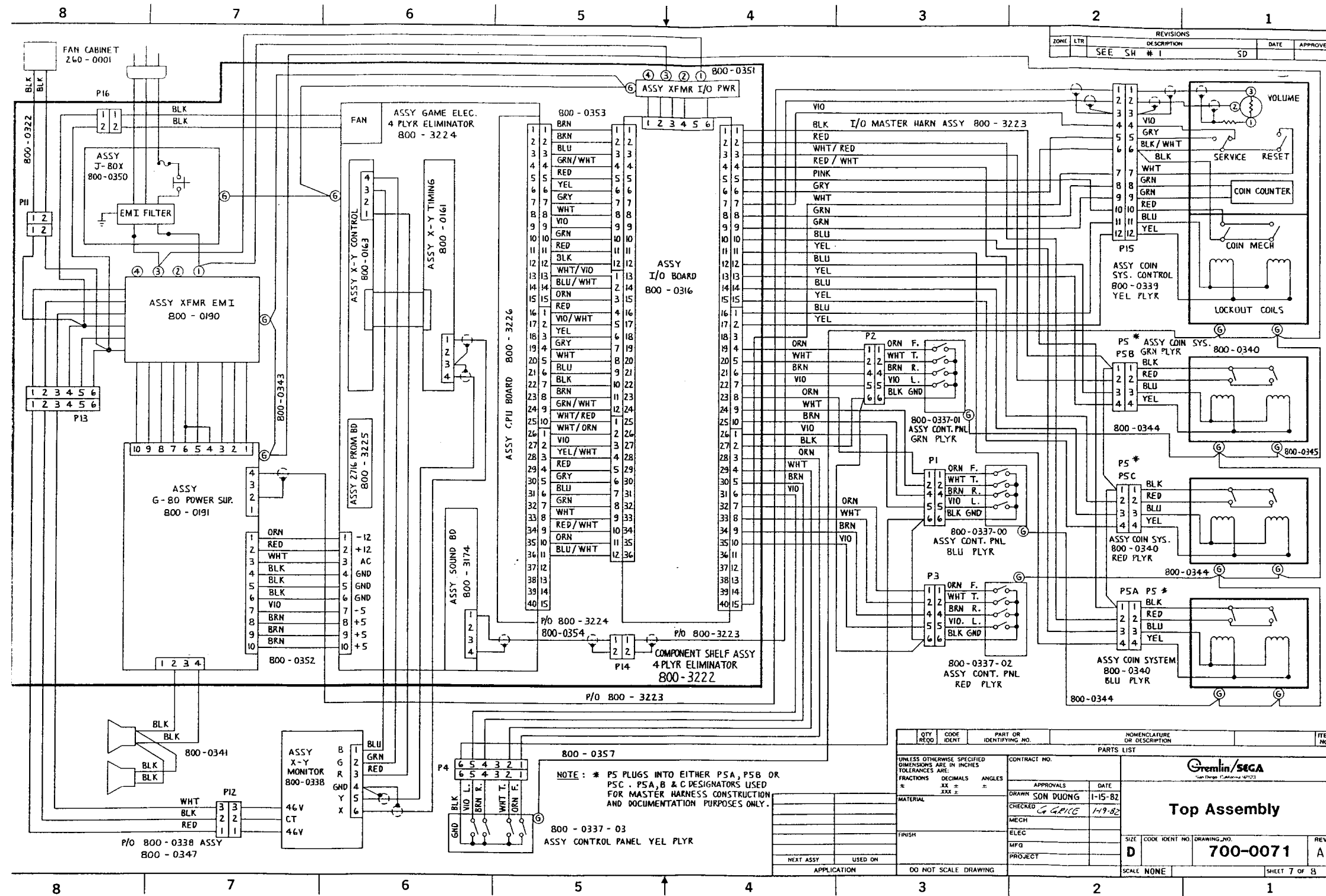
Single Player Control
Panel Interface
800-0374

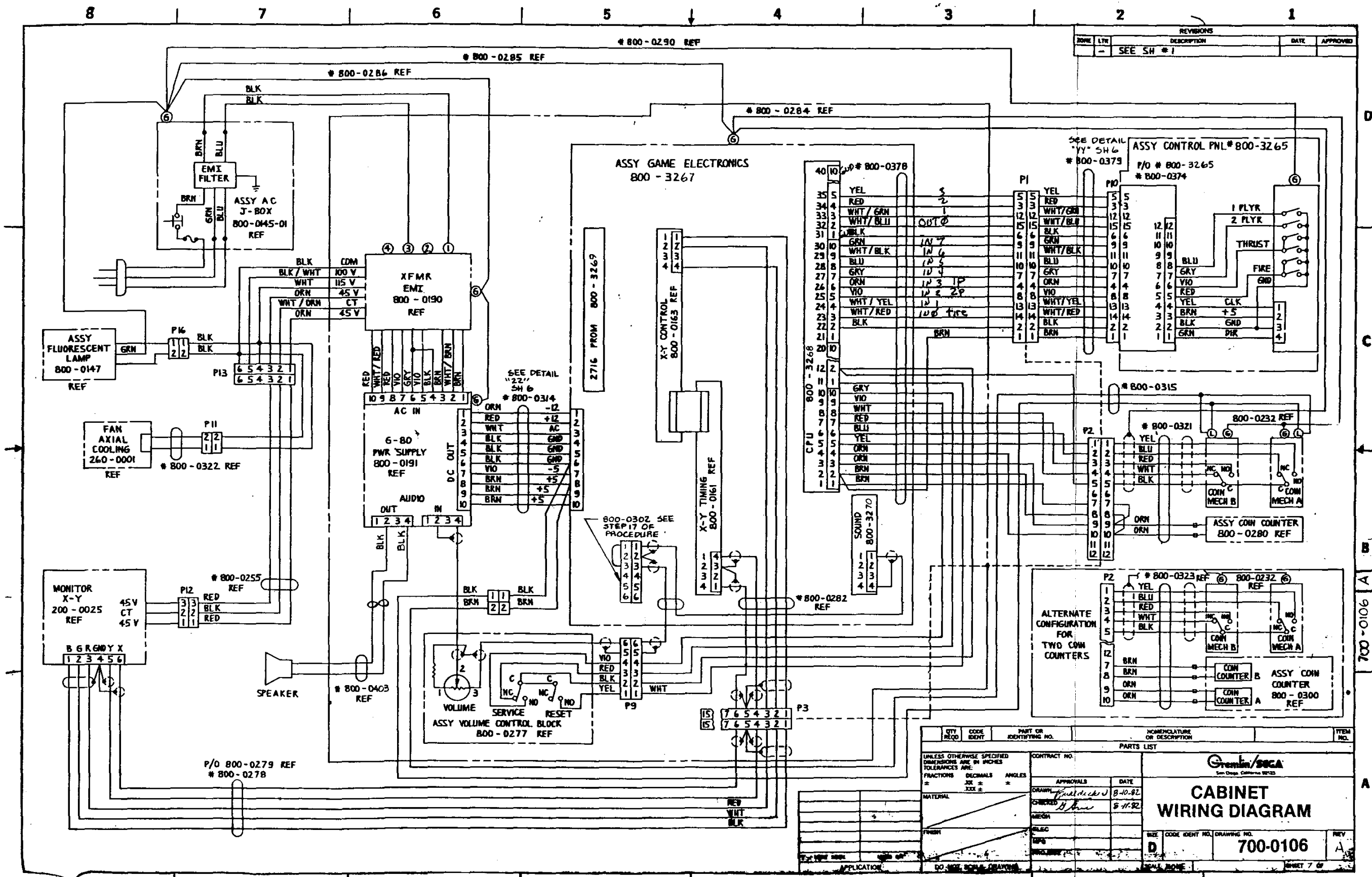


| REVISIONS | | | | |
|-----------|-----|-------------|------|----------|
| ZONE | LTR | DESCRIPTION | DATE | APPROVED |
| | - | SEE SHT 1 | | |

| QTY REQD | PART OR IDENTIFYING NO. | NOMENCLATURE OR DESCRIPTION | ITEM NO. |
|----------|-------------------------|-----------------------------|----------|
|----------|-------------------------|-----------------------------|----------|

| PARTS LIST | | | |
|---|----------|---------------------------------|----------------|
| UNLESS OTHERWISE SPECIFIED DIMENSIONS ARE IN INCHES TOLERANCES ARE: | | CONTRACT NO. | |
| FRACTIONS | DECIMALS | ANGLES | APPROVALS |
| ± .XX ± | ± | ± | DATE |
| ± .XXX ± | | | 4-26-82 |
| MATERIAL | | San Diego, California 92123 | |
| FINISH | | Rotary Interface | |
| NEXT ASSY | USED ON | SIZE | CODE IDENT NO. |
| | | B | 800-0382 |
| APPLICATION | | DRAWING NO. | REV |
| | | | A |
| DO NOT SCALE DRAWING | | PROJECT | SCALE NONE |
| | | | SHEET 4 OF 4 |

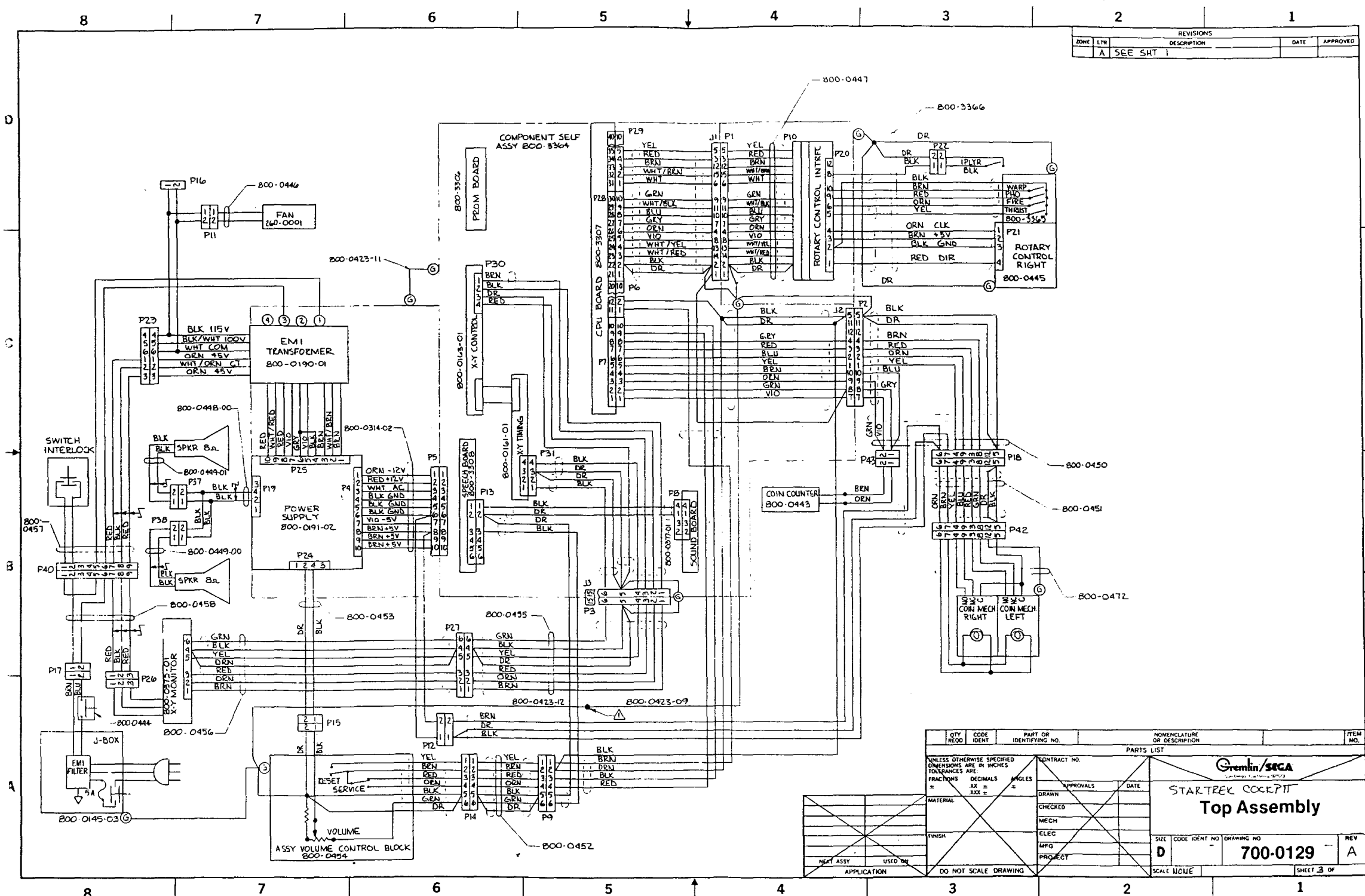




| REVISIONS | | | |
|-----------|-----|-------------|------|
| ZONE | LTN | DESCRIPTION | DATE |
| - | - | SEE SH #1 | |

| QTY | CODE | PART OR IDENTIFYING NO. | NOMENCLATURE OR DESCRIPTION | ITEM NO. |
|---|------|-------------------------|-----------------------------|----------|
| PARTS LIST | | | | |
| UNLESS OTHERWISE SPECIFIED DIMENSIONS ARE IN INCHES TOLERANCES ARE: | | | | |
| FRACTIONS DECIMALS ANGLES | | | | |
| MATERIAL | | | | |
| CONTRACT NO. | | | | |
| DRAWN: <i>[Signature]</i> DATE: 8-10-82 | | | | |
| CHECKED: <i>[Signature]</i> DATE: 8-11-82 | | | | |
| MATERIAL | | | | |
| FINISH | | | | |
| APPLICATION | | | | |
| | | | | |
| CABINET WIRING DIAGRAM | | | | |
| SIZE: CODE IDENT NO. DRAWING NO. 700-0106 | | | | |
| REV: A | | | | |

700-0106 A

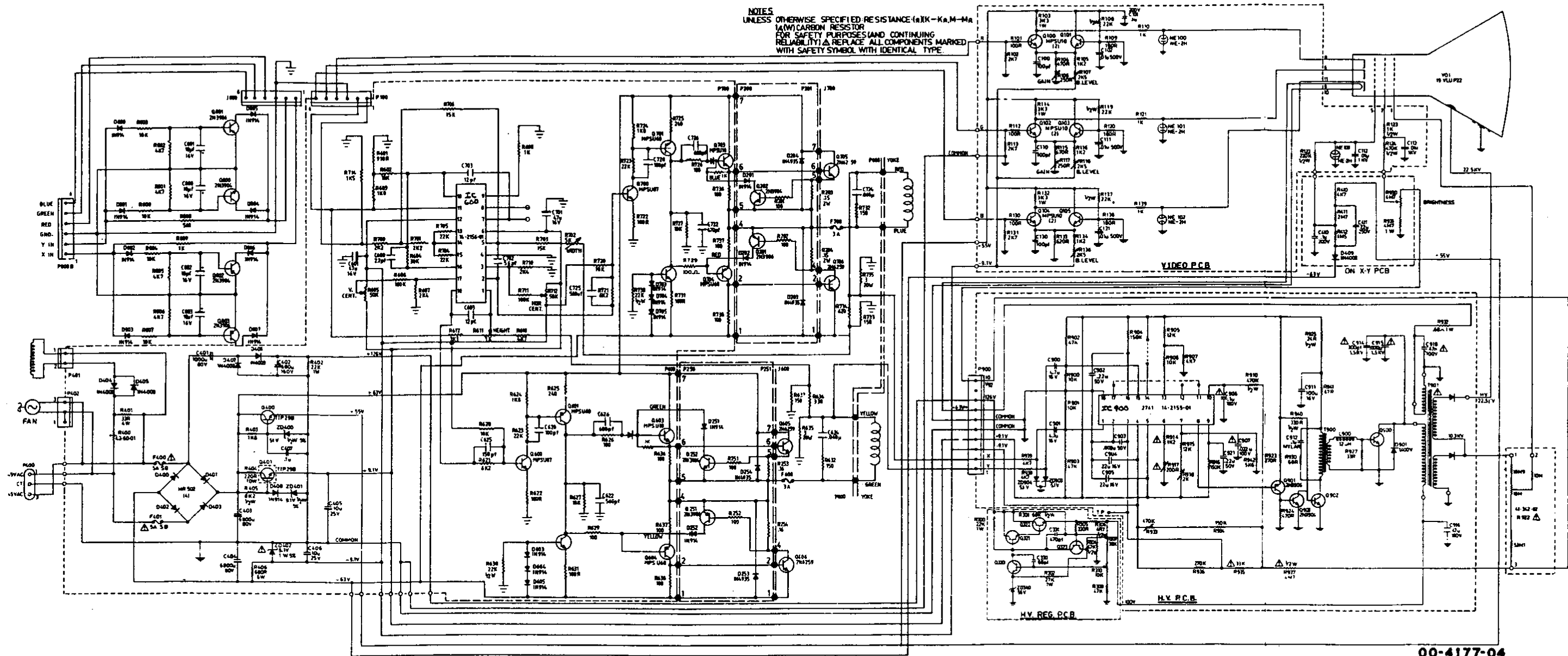


| REVISEMENTS | | DATE | APPROVED |
|-------------|-----------|------|----------|
| LDME | LTR | | |
| A | SEE SHT 1 | | |

| QTY | CODE | PART OR IDENTIFYING NO. | NOMENCLATURE OR DESCRIPTION | ITEM NO. |
|--|------|-------------------------|-----------------------------|----------|
| UNLESS OTHERWISE SPECIFIED DIMENSIONS ARE IN INCHES TOLERANCES ARE FRACTIONS DECIMALS ANGLES | | | | |
| MATERIAL | | CONTRACT NO. | | |
| FINISH | | APPROVALS DATE | | |
| NEXT ASSY | | DRAWN | | |
| USED BY | | CHECKED | | |
| APPLICATION | | MECH | | |
| DO NOT SCALE DRAWING | | ELEC | | |
| | | MFG | | |
| | | PROJECT | | |
| | | SCALE 1:1 | | |
| | | SHEET 3 OF | | |

Gremlin/SECA
STARTREK COCKPIT
Top Assembly

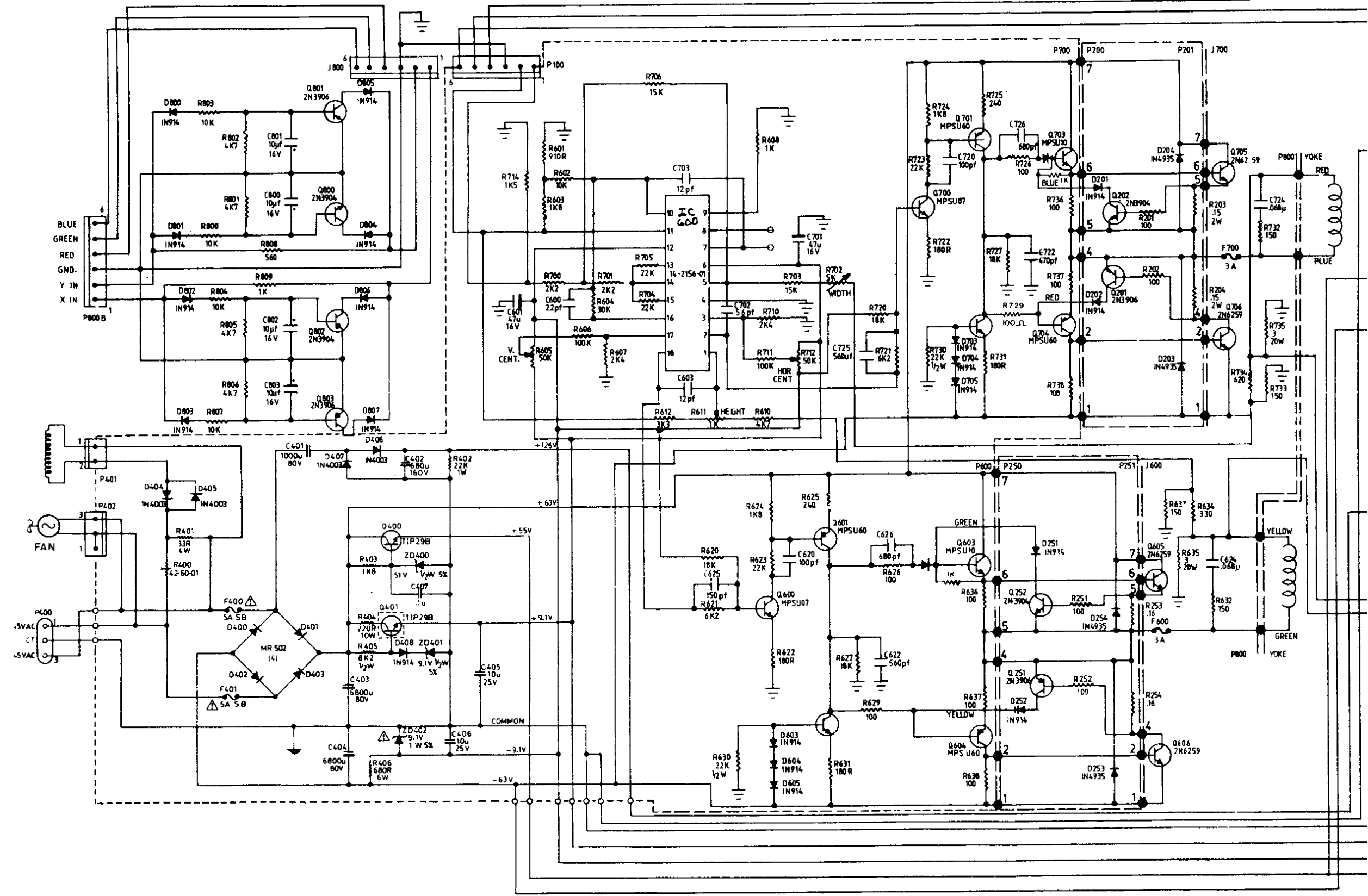
SIZE CODE IDENT NO DRAWING NO REV
D **700-0129** **A**



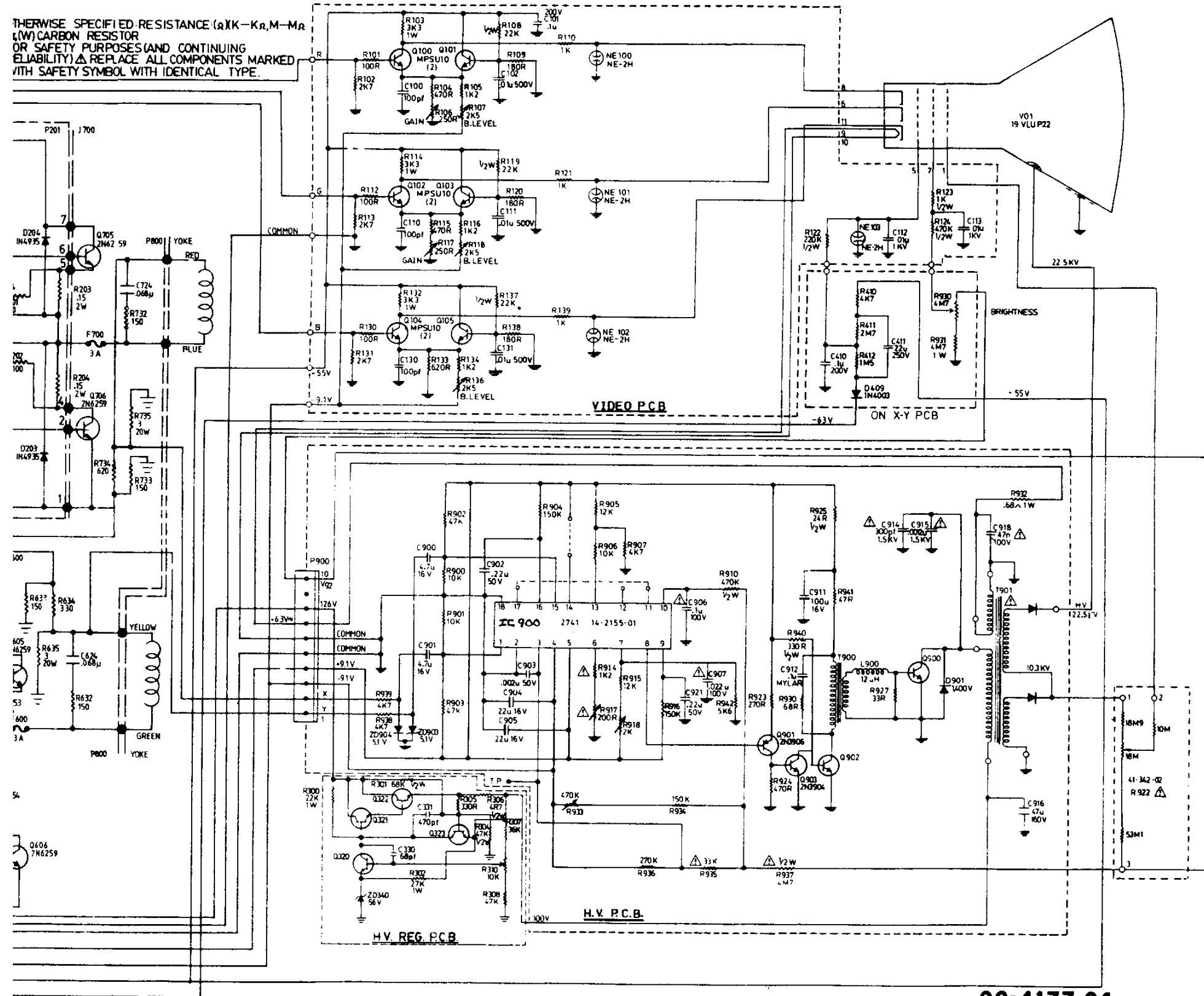
00-4177-04

Model Number GO8-003

NOTES
 UNLESS OTHERWISE SPECIFIED: RESISTANCE (K, M, Ω)
 1/4 (W) CARBON RESISTOR
 FOR SAFETY PURPOSES (AND CONTINUING
 RELIABILITY) Δ REPLACE ALL COMPONENTS
 WITH SAFETY SYMBOL WITH IDENTICAL TM



OTHERWISE SPECIFIED RESISTANCE (K-K, M-M, W-W)
 (W) CARBON RESISTOR
 OR SAFETY PURPOSES (AND CONTINUING
 ELIABILITY) Δ REPLACE ALL COMPONENTS MARKED
 WITH SAFETY SYMBOL WITH IDENTICAL TYPE.



00-4177-04