

INSTRUCTION MANUAL

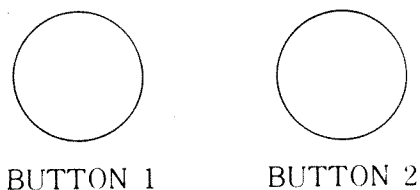
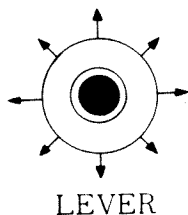


# DYGER

- VERTICAL CONVERSION GAME.
- PLAYER CAN CONTINUE THE GAME AT ANY TIME.
- 7 THRILLING AND ACTIVE STAGES.

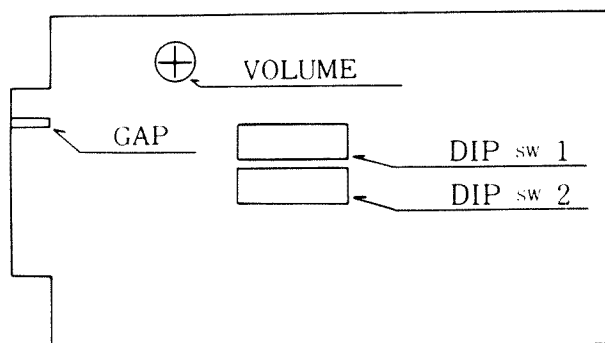
## ● OVERVIEW

- CRT MONITOR : LANDSCAPESCREEN
- ARRANGING CONTROL PANNEL



- BUTTON 1 .....GUN SHOT BUTTON
- BUTTON 2 .....BOMB SHOT BUTTON

## ● DIP SW POSITION



SOLDERING SIDE			COMPONENT SIDE
GND	A	1	GND
GND	B	2	GND
+5V	C	3	+5V
+5V	D	4	+5V
N.C.	E	5	N.C.
+12V	F	6	+12V
	H	7	
N. C.	J	8	COIN COUNTER 1
N. C.	K	9	N. C.
SP (-)	L	10	SP (+)
N.C.	M	11	N.C.
VIDEO GREEN	N	12	VIDEO RED
VIDEO SYNC	P	13	VIDEO BLUE
SERVICE SW	R	14	VIDEO GND
N. C.	S	15	N.C.
N. C.	T	16	COIN SW 1
N. C.	U	17	START SW 1
N. C.	V	18	1P CONTROL UP
N. C.	W	19	1P CONTROL DOWN
N. C.	X	20	1P CONTROL LEFT
N. C.	Y	21	1P CONTROL RIGHT
N. C.	Z	22	1P CONTROL PUSH1
N. C.	a	23	1P CONTROL PUSH2
N. C.	b	24	N. C.
N. C.	c	25	N. C.
N. C.	d	26	N. C.
GND	e	27	GND
GND	f	28	GND

## ● CONNECTOR TYPE

CR7-56DA-3.96 : HIROSE  
1168-056-009 : KEL

